

# IR-6532 ACBSP Quality Report

2023 Report



## Background

This report detail persistence, retention, award, continuing education, and employment data for Business programs.

## Definitions

- Degree-Seeking: students are considered to be degree-seeking if they enrolled with the intention of completing a Certificate or Associate's award as identified by college admission status
- Persistence in major: students are considered to persist in their major if they enroll in the semester after their initial enrollment (fall-spring or spring-fall) in the same major they initially enrolled in; students who start in summer are considered to have started in the following fall semester
- Retention in major: students are considered to be retained in their major if they enroll in the semester one year after their initial enrollment (fall-fall or spring-spring) in the same major they initially enrolled in; students who start in summer are considered to have started in the following fall semester
- Award in major: students are considered to receive an award in their major if they graduate with a degree that matches their original major (at time of initial enrollment) within 150% expected completion time (two semesters for one-term certificate programs, three semesters for two-term certificate programs, and six semesters for associate's programs)
- Continuing Education: students who continue their education at another institution after graduating
- Employment: students who are employed (either part-time or full time; either related or unrelated to major)
- One-Term Certificate Programs: certificate programs that require 12 or fewer credits to graduate; in this report, this includes Customer Service
- Two-Term Certificate Programs: certificate programs that require 13 - 24 credits to graduate; in this report, these include Business Analytics, E-Marketing, Human Resource Management, Marketing and Sales, Project Management, Office Technology, Small Business Development, Supervision
- Associate Programs: in this report, these include Accounting, Accounting Transfer Pathway, Business Transfer Pathway, Contemporary Business, Contemporary Business Practice, International Business



- **BUSINESS UNIT:** in this report, this is a combination of Accounting, Accounting Transfer Pathway, Business Transfer Pathway, Contemporary Business, Contemporary Business Practice, International Business; note that BUSINESS UNIT data will not always match a sum of the other majors because of students who enroll in more than one major

## Methodology

Data was collected for the past five years of complete data for persistence in the major, retention in the major, awards in the major continuing education, and employment. An extra year of preliminary data is included for persistence data. Persistence, retention, and award data includes degree-seeking students by entering cohort. Students who enrolled in BUSINESS UNIT majors are shown in their individual majors as well as the combined BUSINESS UNIT in the persistence and retention data. Students who enter Inver Hills Community College without a declared major but enroll in either Business 1100 or Accounting 2101 in their first term are also included in persistence, retention, and award data. These students are considered to persist in their major, be retained in their major, or graduate in their major if they persisted in, were retained in, or graduated with a business major. Continuing education and employment data includes all students by graduation year.

## Results

### Persistence in Major

Table 1 shows persistence in major. Note that the most recent cohort is preliminary data. Students who received an award and did not persist are shown in the 'Award Before Persistence' column. This data is shown visually in Figures 1 through 6.

**Table 1: Persistence in Major**

Cohort	Major	Enrollment	Persistence	Award Before Persistence
2017 - 2018	BUSINESS UNIT	136	80 (59%)	0 (0%)
	Accounting (AS)	26	16 (62%)	0 (0%)
	Accounting Transfer Pathway (AS)	0	0 (NA)	0 (NA)
	Business Analytics (CERT)	0	0 (NA)	0 (NA)

Cohort	Major	Enrollment	Persistence	Award Before Persistence
	Business Transfer Pathway (AS)	59	30 (51%)	1 (2%)
	Contemporary Business (AS)	53	33 (62%)	0 (0%)
	Contemporary Business Practice (AAS)	8	6 (75%)	0 (0%)
	Customer Service (CERT)	0	0 (NA)	0 (NA)
	E-Marketing (CERT)	1	0 (0%)	0 (0%)
	Human Resource Management (CERT)	3	1 (33%)	0 (0%)
	International Business (AS)	23	15 (65%)	0 (0%)
	Marketing and Sales (CERT)	26	13 (50%)	0 (0%)
	Office Technology (CERT)	4	3 (75%)	0 (0%)
	Project Management (CERT)	4	2 (50%)	0 (0%)
	Small Business Development (CERT)	11	5 (45%)	0 (0%)
	Supervision (CERT)	0	0 (NA)	0 (NA)
	Business 1100	5	1 (20%)	0 (0%)
	Accounting 2101	3	1 (33%)	0 (0%)
2018 - 2019	BUSINESS UNIT	142	88 (62%)	0 (0%)
	Accounting (AS)	9	8 (89%)	0 (0%)
	Accounting Transfer Pathway (AS)	15	13 (87%)	0 (0%)
	Business Analytics (CERT)	0	0 (NA)	0 (NA)

Cohort	Major	Enrollment	Persistence	Award Before Persistence
	Business Transfer Pathway (AS)	114	67 (59%)	0 (0%)
	Contemporary Business (AS)	8	4 (50%)	0 (0%)
	Contemporary Business Practice (AAS)	7	4 (57%)	0 (0%)
	Customer Service (CERT)	1	0 (0%)	0 (0%)
	E-Marketing (CERT)	1	0 (0%)	0 (0%)
	Human Resource Management (CERT)	5	3 (60%)	0 (0%)
	International Business (AS)	2	0 (0%)	0 (0%)
	Marketing and Sales (CERT)	15	10 (67%)	0 (0%)
	Office Technology (CERT)	0	0 (NA)	0 (NA)
	Project Management (CERT)	3	3 (100%)	0 (0%)
	Small Business Development (CERT)	10	4 (40%)	0 (0%)
	Supervision (CERT)	2	1 (50%)	0 (0%)
	Business 1100	11	0 (0%)	0 (0%)
	Accounting 2101	4	0 (0%)	0 (0%)
2019 - 2020	BUSINESS UNIT	133	91 (68%)	0 (0%)
	Accounting (AS)	4	1 (25%)	0 (0%)
	Accounting Transfer Pathway (AS)	23	15 (65%)	0 (0%)
	Business Analytics (CERT)	0	0 (NA)	0 (NA)

Cohort	Major	Enrollment	Persistence	Award Before Persistence
	Business Transfer Pathway (AS)	106	69 (65%)	0 (0%)
	Contemporary Business (AS)	4	3 (75%)	0 (0%)
	Contemporary Business Practice (AAS)	9	7 (78%)	0 (0%)
	Customer Service (CERT)	0	0 (NA)	0 (NA)
	E-Marketing (CERT)	1	0 (0%)	0 (0%)
	Human Resource Management (CERT)	4	2 (50%)	0 (0%)
	International Business (AS)	2	1 (50%)	0 (0%)
	Marketing and Sales (CERT)	21	12 (57%)	0 (0%)
	Office Technology (CERT)	1	1 (100%)	0 (0%)
	Project Management (CERT)	4	1 (25%)	0 (0%)
	Small Business Development (CERT)	11	7 (64%)	0 (0%)
	Supervision (CERT)	1	1 (100%)	0 (0%)
	Business 1100	3	0 (0%)	0 (0%)
	Accounting 2101	5	0 (0%)	0 (0%)
2020 - 2021	BUSINESS UNIT	104	60 (58%)	0 (0%)
	Accounting (AS)	0	0 (NA)	0 (NA)
	Accounting Transfer Pathway (AS)	13	12 (92%)	0 (0%)
	Business Analytics (CERT)	6	5 (83%)	0 (0%)

Cohort	Major	Enrollment	Persistence	Award Before Persistence
	Business Transfer Pathway (AS)	88	46 (52%)	0 (0%)
	Contemporary Business (AS)	1	1 (100%)	0 (0%)
	Contemporary Business Practice (AAS)	4	3 (75%)	0 (0%)
	Customer Service (CERT)	2	1 (50%)	0 (0%)
	E-Marketing (CERT)	1	0 (0%)	0 (0%)
	Human Resource Management (CERT)	9	1 (11%)	0 (0%)
	International Business (AS)	0	0 (NA)	0 (NA)
	Marketing and Sales (CERT)	19	11 (58%)	0 (0%)
	Office Technology (CERT)	2	1 (50%)	0 (0%)
	Project Management (CERT)	2	1 (50%)	0 (0%)
	Small Business Development (CERT)	16	5 (31%)	1 (6%)
	Supervision (CERT)	1	1 (100%)	0 (0%)
	Business 1100	16	3 (19%)	0 (0%)
	Accounting 2101	2	0 (0%)	0 (0%)
2021 - 2022	BUSINESS UNIT	80	50 (62%)	0 (0%)
	Accounting (AS)	0	0 (NA)	0 (NA)
	Accounting Transfer Pathway (AS)	16	10 (62%)	0 (0%)
	Business Analytics (CERT)	11	7 (64%)	0 (0%)

Cohort	Major	Enrollment	Persistence	Award Before Persistence
	Business Transfer Pathway (AS)	66	42 (64%)	0 (0%)
	Contemporary Business (AS)	1	0 (0%)	0 (0%)
	Contemporary Business Practice (AAS)	3	0 (0%)	0 (0%)
	Customer Service (CERT)	0	0 (NA)	0 (NA)
	E-Marketing (CERT)	1	0 (0%)	0 (0%)
	Human Resource Management (CERT)	11	2 (18%)	0 (0%)
	International Business (AS)	0	0 (NA)	0 (NA)
	Marketing and Sales (CERT)	17	9 (53%)	0 (0%)
	Office Technology (CERT)	0	0 (NA)	0 (NA)
	Project Management (CERT)	5	2 (40%)	0 (0%)
	Small Business Development (CERT)	9	4 (44%)	0 (0%)
	Supervision (CERT)	0	0 (NA)	0 (NA)
	Business 1100	11	0 (0%)	0 (0%)
	Accounting 2101	5	0 (0%)	0 (0%)
2022 - 2023	BUSINESS UNIT	72	41 (57%)	0 (0%)
	Accounting (AS)	0	0 (NA)	0 (NA)
	Accounting Transfer Pathway (AS)	16	10 (62%)	0 (0%)
	Business Analytics (CERT)	8	5 (62%)	0 (0%)



Cohort	Major	Enrollment	Persistence	Award Before Persistence
	Business Transfer Pathway (AS)	45	27 (60%)	0 (0%)
	Contemporary Business (AS)	1	1 (100%)	0 (0%)
	Contemporary Business Practice (AAS)	10	3 (30%)	0 (0%)
	Customer Service (CERT)	0	0 (NA)	0 (NA)
	E-Marketing (CERT)	0	0 (NA)	0 (NA)
	Human Resource Management (CERT)	3	1 (33%)	0 (0%)
	International Business (AS)	0	0 (NA)	0 (NA)
	Marketing and Sales (CERT)	12	6 (50%)	0 (0%)
	Office Technology (CERT)	0	0 (NA)	0 (NA)
	Project Management (CERT)	2	2 (100%)	0 (0%)
	Small Business Development (CERT)	8	4 (50%)	0 (0%)
	Supervision (CERT)	0	0 (NA)	0 (NA)
	Business 1100	10	1 (10%)	0 (0%)
	Accounting 2101	6	1 (17%)	0 (0%)

Figure 1: Persistence in Major - BUSINESS UNIT

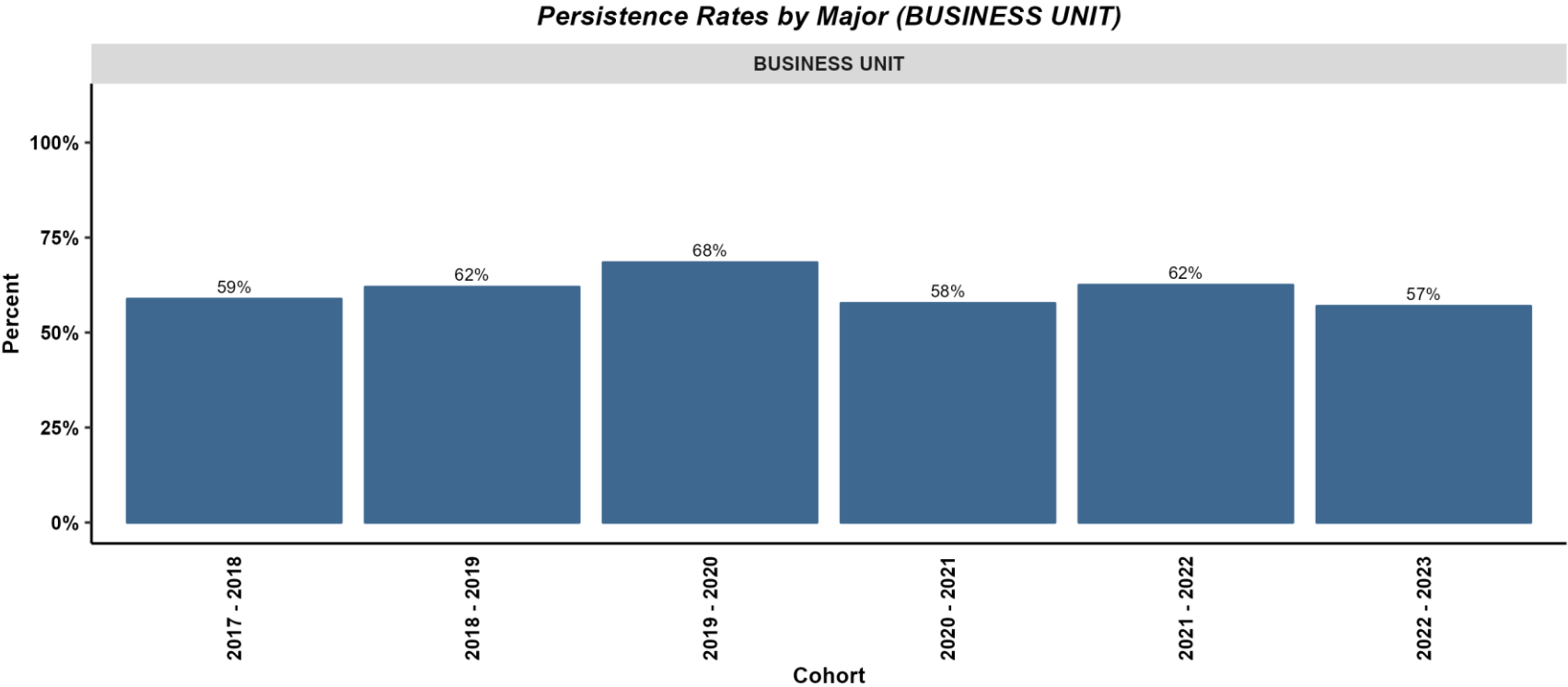


Figure 2: Persistence in Major - Associate's

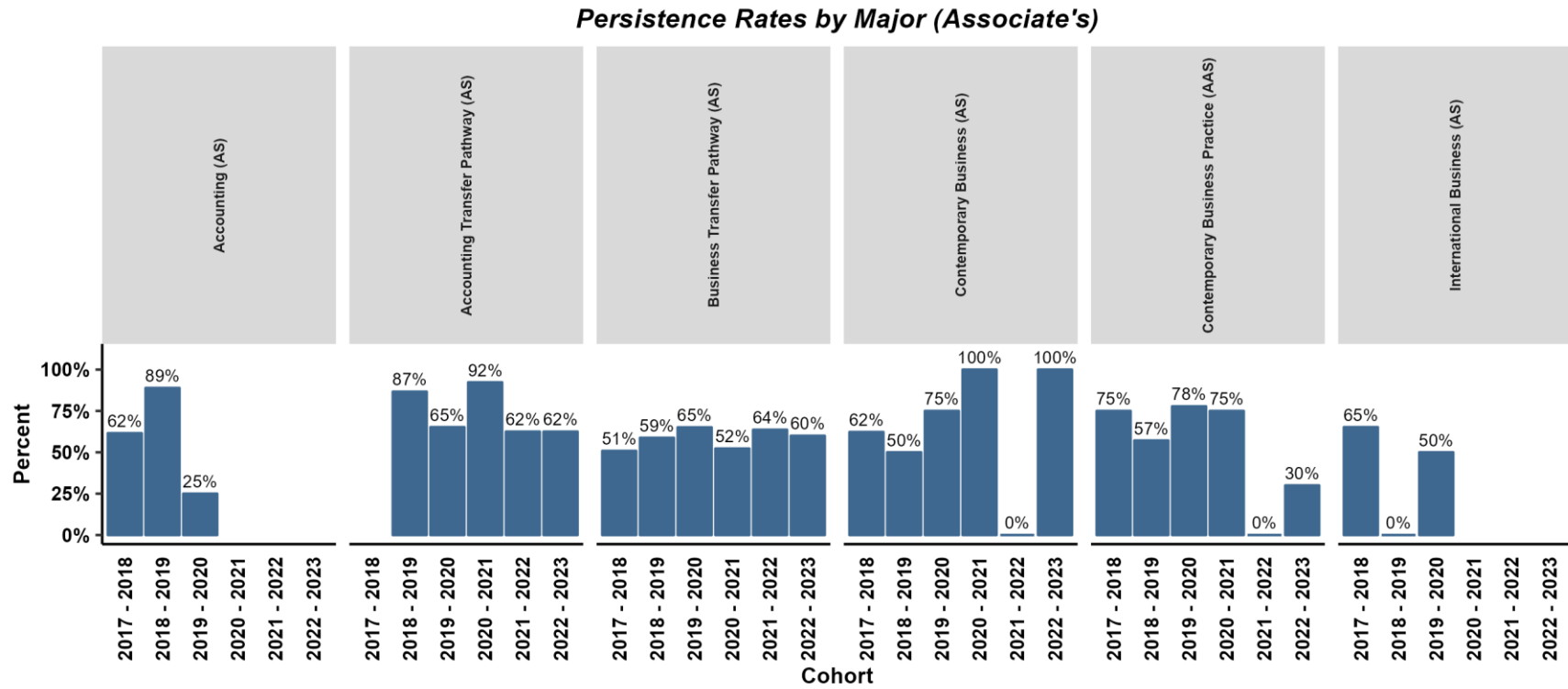


Figure 3: Persistence in Major - One-Term Certificates

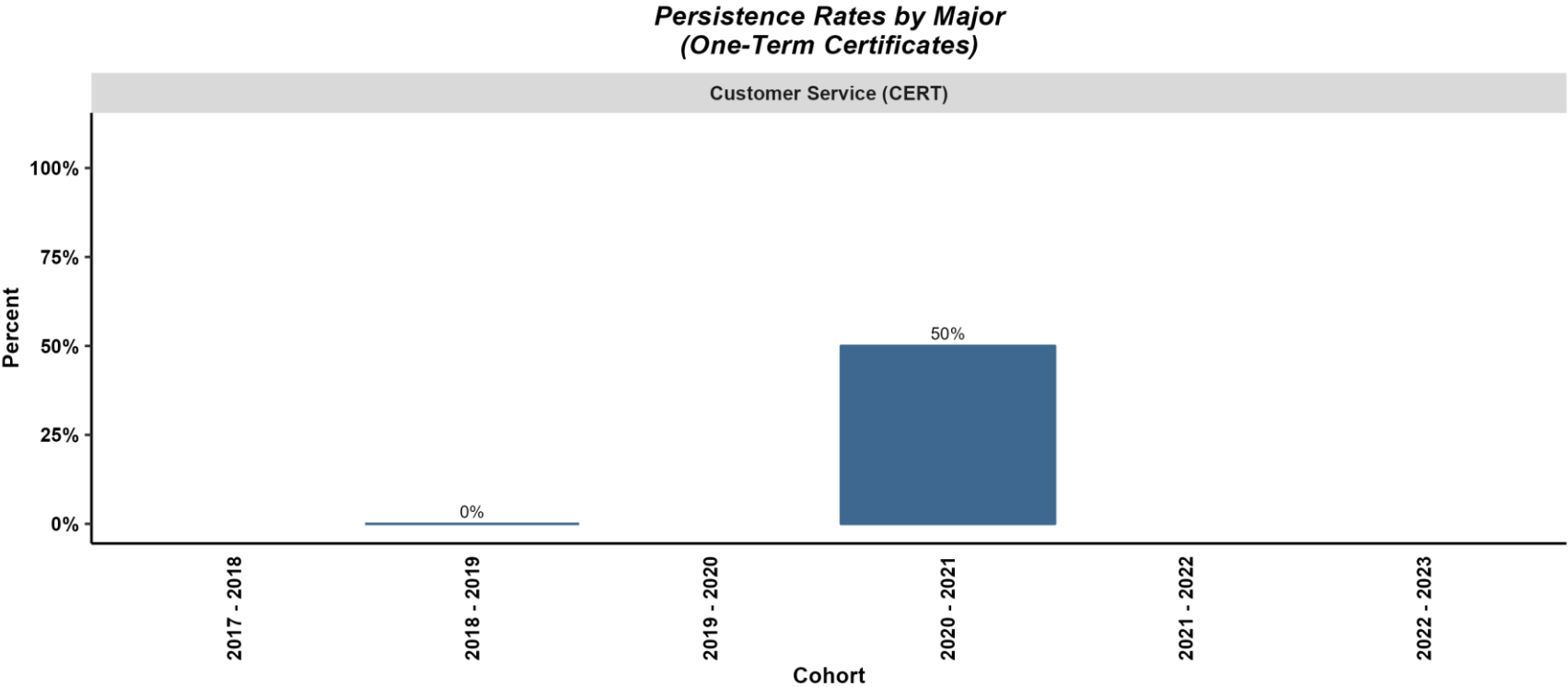


Figure 4: Persistence in Major - Two-Term Certificates (Part 1)

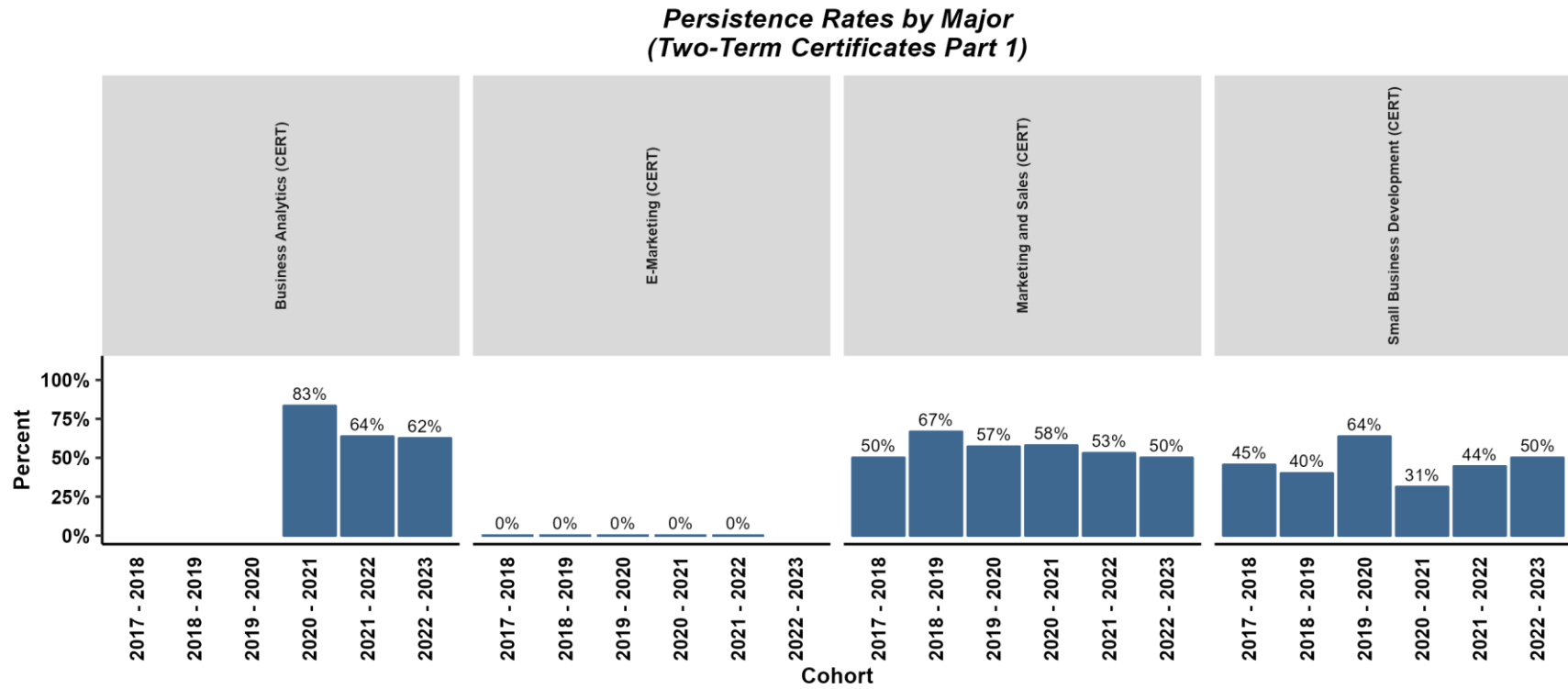


Figure 5: Persistence in Major - Two-Term Certificates (Part 2)

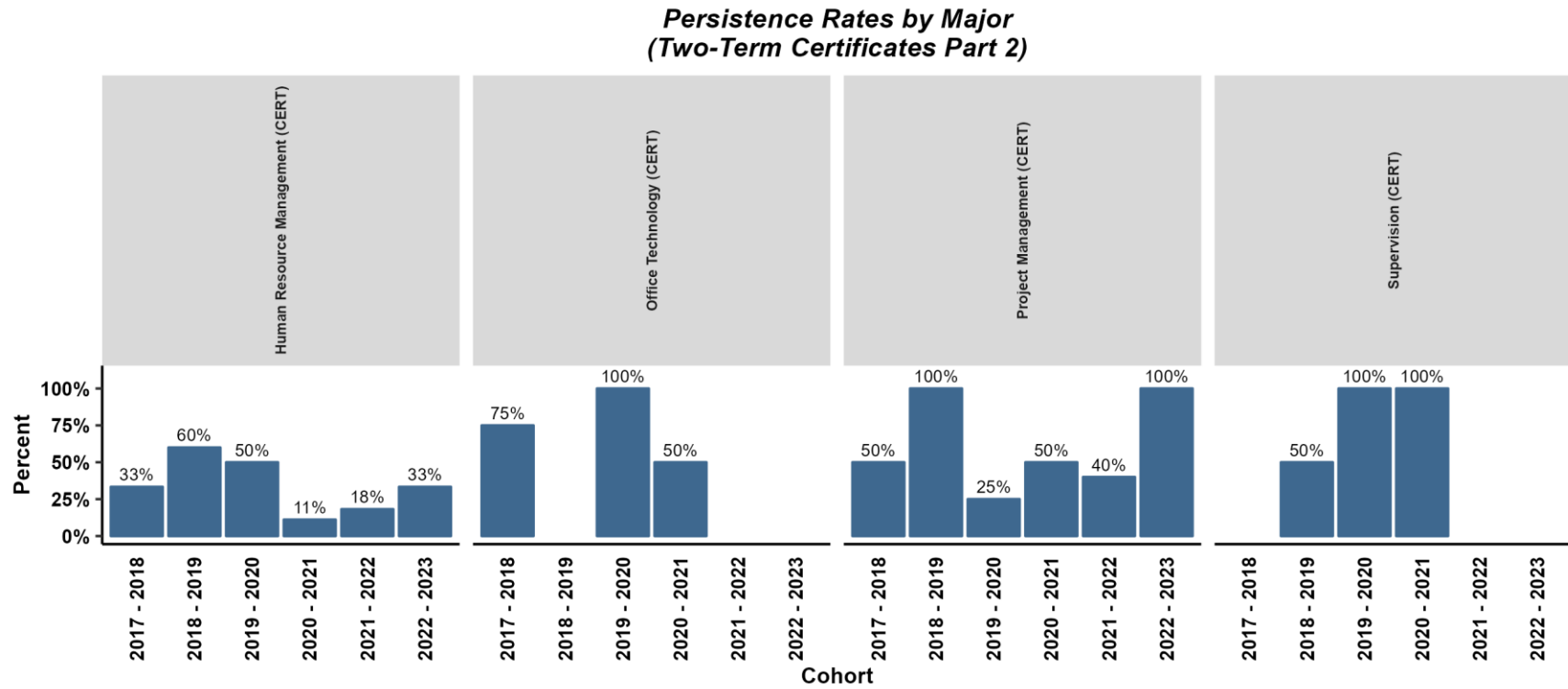
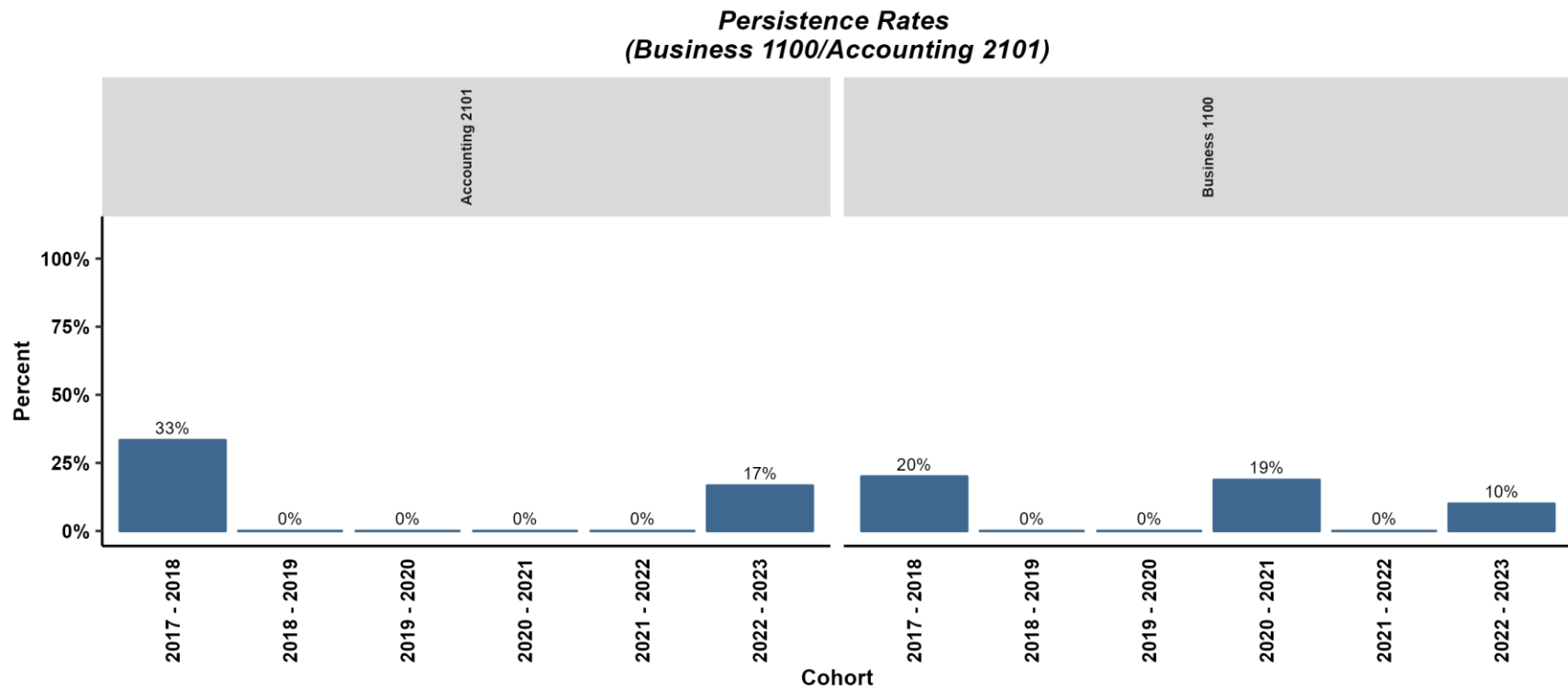


Figure 6: Persistence in Major - Business 1100 and Accounting 2101



## Retention in Major

Table 2 shows retention in major. Students who received an award and did not persist are shown in the 'Award Before Retention' column. This data is shown visually in Figures 7 through 12.

Table 2: Retention in Major

Cohort	Major	Enrollment	Retention	Award Before Retention
2017 - 2018	BUSINESS UNIT	136	32 (24%)	1 (1%)
	Accounting (AS)	26	10 (38%)	0 (0%)

Cohort	Major	Enrollment	Retention	Award Before Retention
	Accounting Transfer Pathway (AS)	0	0 (NA)	0 (NA)
	Business Analytics (CERT)	0	0 (NA)	0 (NA)
	Business Transfer Pathway (AS)	59	15 (25%)	1 (2%)
	Contemporary Business (AS)	53	6 (11%)	0 (0%)
	Contemporary Business Practice (AAS)	8	3 (38%)	0 (0%)
	Customer Service (CERT)	0	0 (NA)	0 (NA)
	E-Marketing (CERT)	1	0 (0%)	0 (0%)
	Human Resource Management (CERT)	3	1 (33%)	0 (0%)
	International Business (AS)	23	9 (39%)	0 (0%)
	Marketing and Sales (CERT)	26	7 (27%)	0 (0%)
	Office Technology (CERT)	4	1 (25%)	0 (0%)
	Project Management (CERT)	4	0 (0%)	0 (0%)
	Small Business Development (CERT)	11	1 (9%)	0 (0%)
	Supervision (CERT)	0	0 (NA)	0 (NA)
	Business 1100	5	0 (0%)	0 (0%)
	Accounting 2101	3	1 (33%)	0 (0%)
2018 - 2019	BUSINESS UNIT	142	51 (36%)	0 (0%)
	Accounting (AS)	9	5 (56%)	0 (0%)



Cohort	Major	Enrollment	Retention	Award Before Retention
	Accounting Transfer Pathway (AS)	15	5 (33%)	0 (0%)
	Business Analytics (CERT)	0	0 (NA)	0 (NA)
	Business Transfer Pathway (AS)	114	42 (37%)	0 (0%)
	Contemporary Business (AS)	8	2 (25%)	0 (0%)
	Contemporary Business Practice (AAS)	7	2 (29%)	0 (0%)
	Customer Service (CERT)	1	0 (0%)	0 (0%)
	E-Marketing (CERT)	1	0 (0%)	0 (0%)
	Human Resource Management (CERT)	5	2 (40%)	0 (0%)
	International Business (AS)	2	0 (0%)	0 (0%)
	Marketing and Sales (CERT)	15	4 (27%)	0 (0%)
	Office Technology (CERT)	0	0 (NA)	0 (NA)
	Project Management (CERT)	3	1 (33%)	0 (0%)
	Small Business Development (CERT)	10	2 (20%)	0 (0%)
	Supervision (CERT)	2	0 (0%)	0 (0%)
	Business 1100	11	0 (0%)	0 (0%)
	Accounting 2101	4	1 (25%)	0 (0%)
2019 - 2020	BUSINESS UNIT	133	61 (46%)	1 (1%)
	Accounting (AS)	4	1 (25%)	1 (25%)

Cohort	Major	Enrollment	Retention	Award Before Retention
	Accounting Transfer Pathway (AS)	23	13 (57%)	0 (0%)
	Business Analytics (CERT)	0	0 (NA)	0 (NA)
	Business Transfer Pathway (AS)	106	45 (42%)	0 (0%)
	Contemporary Business (AS)	4	2 (50%)	0 (0%)
	Contemporary Business Practice (AAS)	9	4 (44%)	0 (0%)
	Customer Service (CERT)	0	0 (NA)	0 (NA)
	E-Marketing (CERT)	1	0 (0%)	0 (0%)
	Human Resource Management (CERT)	4	1 (25%)	0 (0%)
	International Business (AS)	2	1 (50%)	0 (0%)
	Marketing and Sales (CERT)	21	6 (29%)	0 (0%)
	Office Technology (CERT)	1	1 (100%)	0 (0%)
	Project Management (CERT)	4	0 (0%)	0 (0%)
	Small Business Development (CERT)	11	4 (36%)	0 (0%)
	Supervision (CERT)	1	1 (100%)	0 (0%)
	Business 1100	3	1 (33%)	0 (0%)
	Accounting 2101	5	0 (0%)	0 (0%)
2020 - 2021	BUSINESS UNIT	104	42 (40%)	0 (0%)
	Accounting (AS)	0	0 (NA)	0 (NA)

Cohort	Major	Enrollment	Retention	Award Before Retention
	Accounting Transfer Pathway (AS)	13	8 (62%)	0 (0%)
	Business Analytics (CERT)	6	1 (17%)	0 (0%)
	Business Transfer Pathway (AS)	88	32 (36%)	0 (0%)
	Contemporary Business (AS)	1	1 (100%)	0 (0%)
	Contemporary Business Practice (AAS)	4	3 (75%)	0 (0%)
	Customer Service (CERT)	2	1 (50%)	0 (0%)
	E-Marketing (CERT)	1	0 (0%)	0 (0%)
	Human Resource Management (CERT)	9	1 (11%)	0 (0%)
	International Business (AS)	0	0 (NA)	0 (NA)
	Marketing and Sales (CERT)	19	6 (32%)	0 (0%)
	Office Technology (CERT)	2	1 (50%)	0 (0%)
	Project Management (CERT)	2	1 (50%)	0 (0%)
	Small Business Development (CERT)	16	3 (19%)	1 (6%)
	Supervision (CERT)	1	1 (100%)	0 (0%)
	Business 1100	16	3 (19%)	0 (0%)
	Accounting 2101	2	0 (0%)	0 (0%)
2021 - 2022	BUSINESS UNIT	80	27 (34%)	0 (0%)
	Accounting (AS)	0	0 (NA)	0 (NA)

Cohort	Major	Enrollment	Retention	Award Before Retention
	Accounting Transfer Pathway (AS)	16	7 (44%)	0 (0%)
	Business Analytics (CERT)	11	3 (27%)	2 (18%)
	Business Transfer Pathway (AS)	66	20 (30%)	0 (0%)
	Contemporary Business (AS)	1	0 (0%)	0 (0%)
	Contemporary Business Practice (AAS)	3	0 (0%)	0 (0%)
	Customer Service (CERT)	0	0 (NA)	0 (NA)
	E-Marketing (CERT)	1	0 (0%)	0 (0%)
	Human Resource Management (CERT)	11	2 (18%)	0 (0%)
	International Business (AS)	0	0 (NA)	0 (NA)
	Marketing and Sales (CERT)	17	2 (12%)	0 (0%)
	Office Technology (CERT)	0	0 (NA)	0 (NA)
	Project Management (CERT)	5	0 (0%)	1 (20%)
	Small Business Development (CERT)	9	2 (22%)	0 (0%)
	Supervision (CERT)	0	0 (NA)	0 (NA)
	Business 1100	11	1 (9%)	0 (0%)
	Accounting 2101	5	0 (0%)	0 (0%)

Figure 7: Retention in Major - BUSINESS UNIT

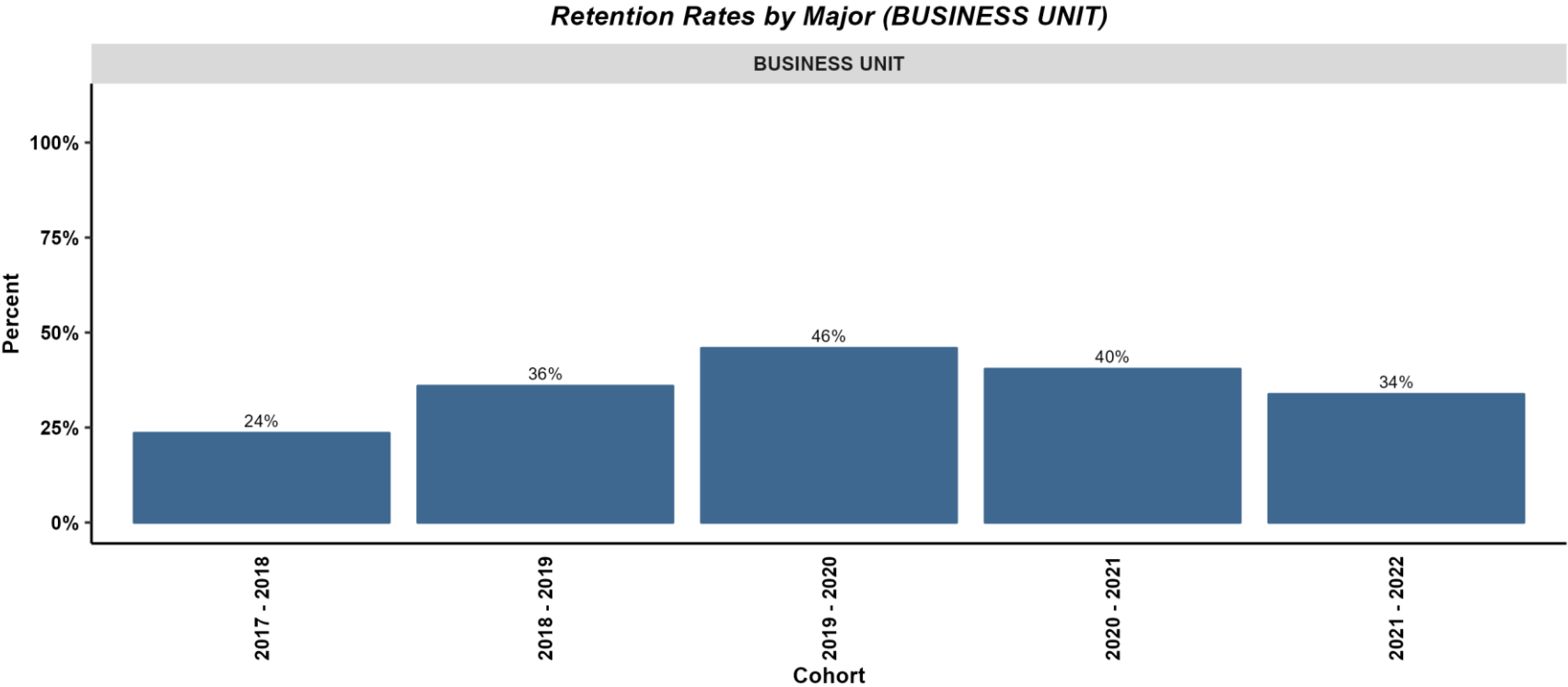


Figure 8: Retention in Major - Associate's

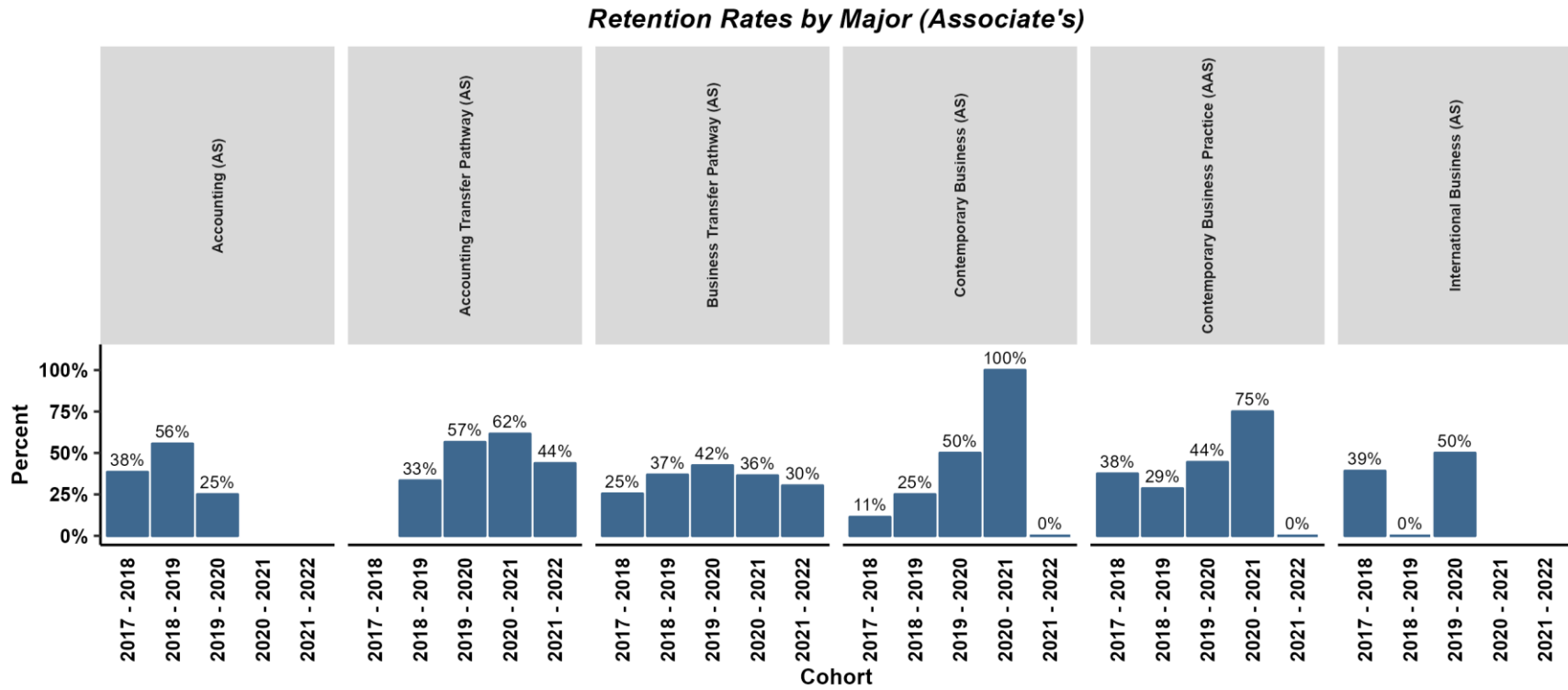


Figure 9: Retention in Major - One-Term Certificates

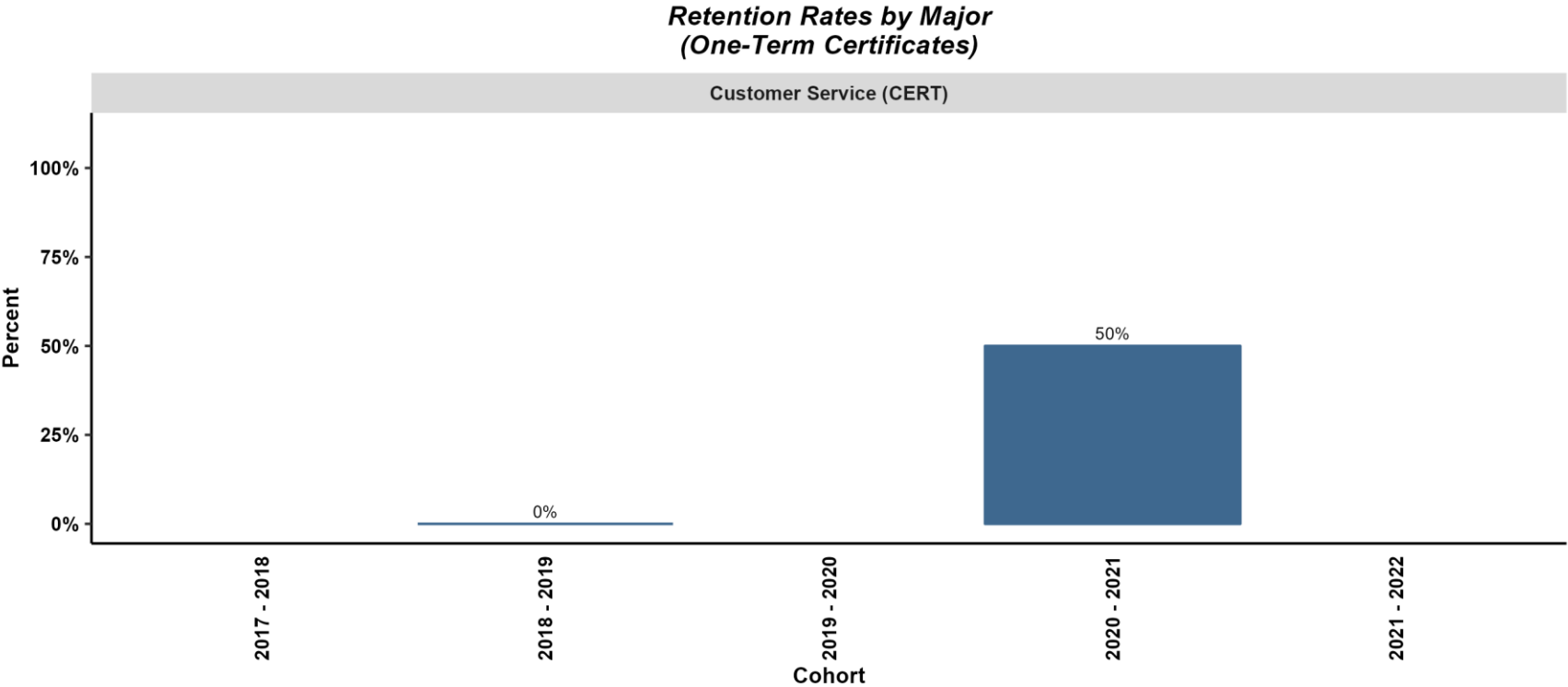


Figure 10: Retention in Major - Two-Term Certificates (Part 1)

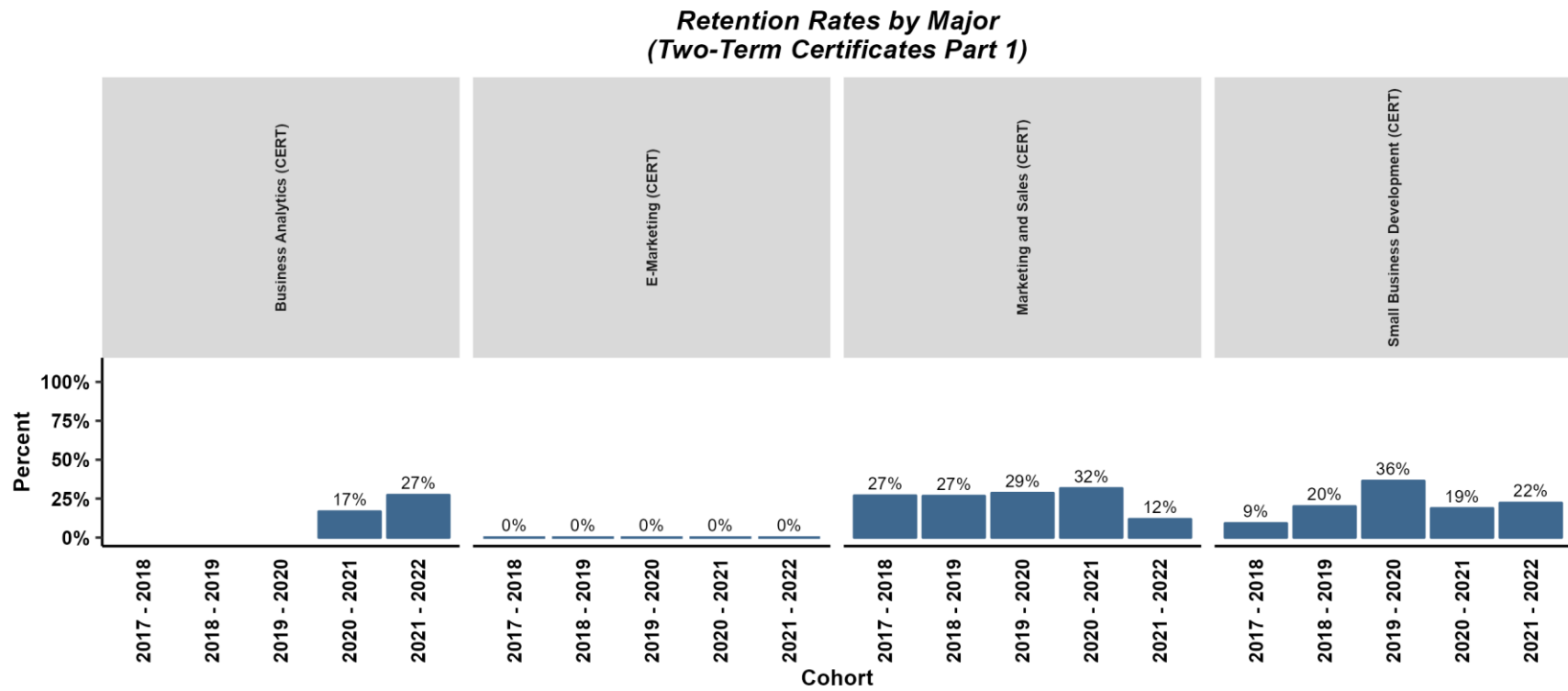




Figure 11: Retention in Major - Two-Term Certificates (Part 2)

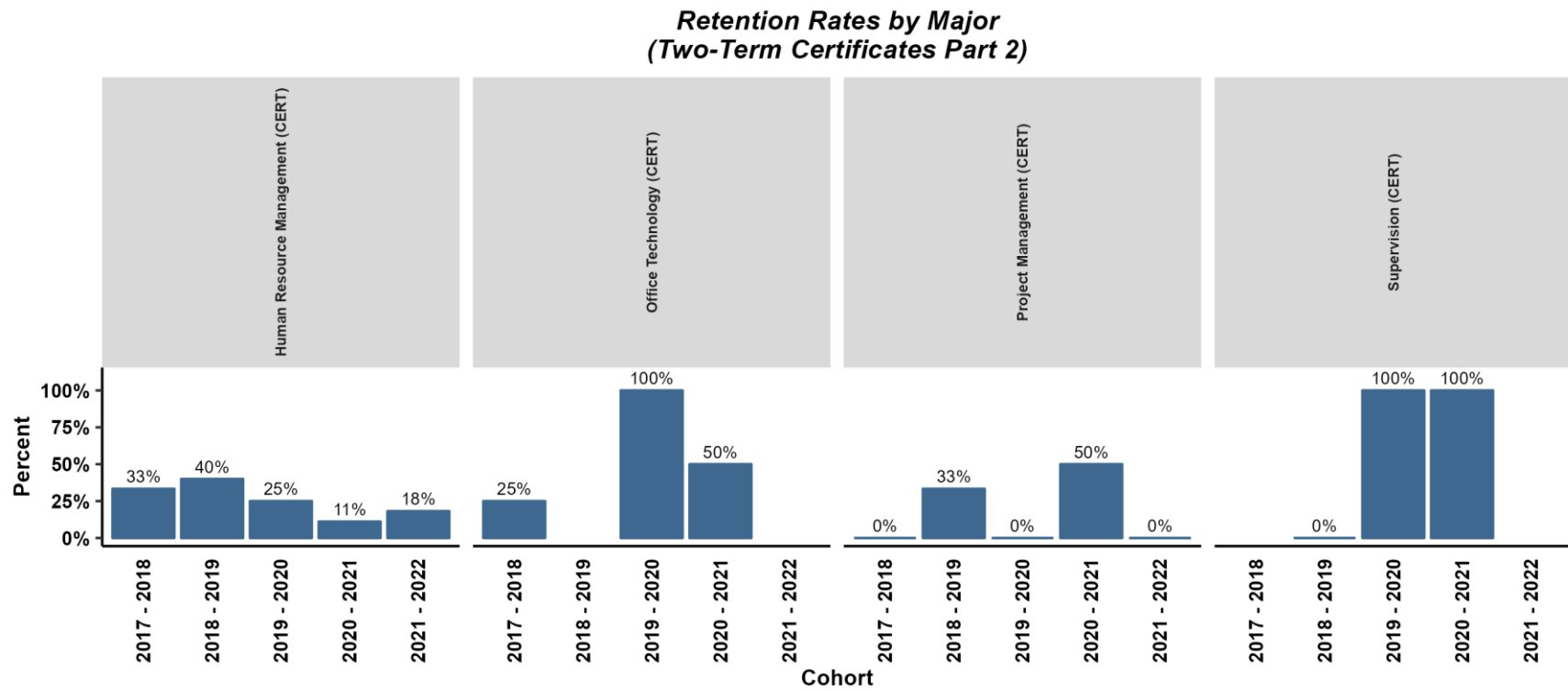
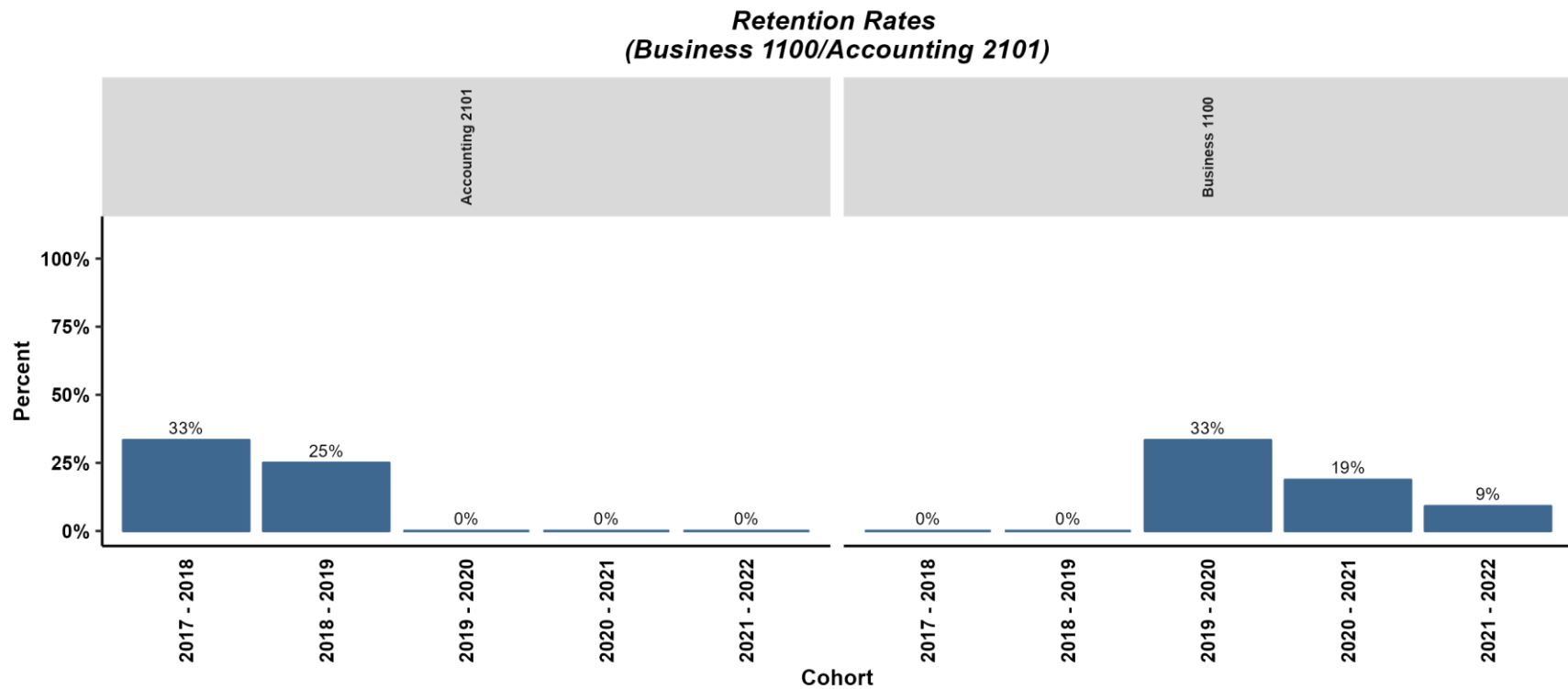


Figure 12: Retention in Major - Business 1100 and Accounting 2101



### Awards (150% Completion Time)

Tables 2 through 7 show retention in major. This data is shown visually in Figures 13 through 19.

Table 3: Awards (150% Completion Time) - Associate's

Cohort	Major	Enrollment	Award (150% Completion)
2015 - 2016	Accounting (AS)	37	4 (11%)
	Accounting Transfer Pathway (AS)	0	0 (NA)

Cohort	Major	Enrollment	Award (150% Completion)
	Business Transfer Pathway (AS)	0	0 (NA)
	Contemporary Business (AS)	77	5 (6%)
	Contemporary Business Practice (AAS)	53	2 (4%)
	International Business (AS)	30	0 (0%)
2016 - 2017	Accounting (AS)	34	2 (6%)
	Accounting Transfer Pathway (AS)	0	0 (NA)
	Business Transfer Pathway (AS)	0	0 (NA)
	Contemporary Business (AS)	63	0 (0%)
	Contemporary Business Practice (AAS)	52	0 (0%)
	International Business (AS)	34	0 (0%)
2017 - 2018	Accounting (AS)	26	5 (19%)
	Accounting Transfer Pathway (AS)	0	0 (NA)
	Business Transfer Pathway (AS)	59	2 (3%)
	Contemporary Business (AS)	53	0 (0%)
	Contemporary Business Practice (AAS)	8	1 (12%)
	International Business (AS)	23	0 (0%)
2018 - 2019	Accounting (AS)	9	1 (11%)
	Accounting Transfer Pathway (AS)	15	3 (20%)
	Business Transfer Pathway (AS)	114	11 (10%)
	Contemporary Business (AS)	8	0 (0%)

Cohort	Major	Enrollment	Award (150% Completion)
	Contemporary Business Practice (AAS)	7	0 (0%)
	International Business (AS)	2	0 (0%)
2019 - 2020	Accounting (AS)	4	1 (25%)
	Accounting Transfer Pathway (AS)	23	1 (4%)
	Business Transfer Pathway (AS)	106	6 (6%)
	Contemporary Business (AS)	4	0 (0%)
	Contemporary Business Practice (AAS)	9	1 (11%)
	International Business (AS)	2	0 (0%)

**Table 4: Awards (150% Completion Time) - One-Term Certificates**

Cohort	Major	Enrollment	Award (150% Completion)
2017 - 2018	Customer Service (CERT)	0	0 (NA)
2018 - 2019	Customer Service (CERT)	1	0 (0%)
2019 - 2020	Customer Service (CERT)	0	0 (NA)
2020 - 2021	Customer Service (CERT)	2	0 (0%)
2021 - 2022	Customer Service (CERT)	0	0 (NA)

Table 5: Awards (150% Completion Time) - Two-Term Certificates

Cohort	Major	Enrollment	Award (150% Completion)
2017 - 2018	Business Analytics (CERT)	0	0 (NA)
	E-Marketing (CERT)	1	0 (0%)
	Human Resource Management (CERT)	3	0 (0%)
	Marketing and Sales (CERT)	26	0 (0%)
	Office Technology (CERT)	4	0 (0%)
	Project Management (CERT)	4	2 (50%)
	Small Business Development (CERT)	11	1 (9%)
	Supervision (CERT)	0	0 (NA)
2018 - 2019	Business Analytics (CERT)	0	0 (NA)
	E-Marketing (CERT)	1	0 (0%)
	Human Resource Management (CERT)	5	1 (20%)
	Marketing and Sales (CERT)	15	1 (7%)
	Office Technology (CERT)	0	0 (NA)
	Project Management (CERT)	3	2 (67%)
	Small Business Development (CERT)	10	0 (0%)
	Supervision (CERT)	2	0 (0%)
2019 - 2020	Business Analytics (CERT)	0	0 (NA)
	E-Marketing (CERT)	1	0 (0%)
	Human Resource Management (CERT)	4	0 (0%)

Cohort	Major	Enrollment	Award (150% Completion)
	Marketing and Sales (CERT)	21	0 (0%)
	Office Technology (CERT)	1	0 (0%)
	Project Management (CERT)	4	0 (0%)
	Small Business Development (CERT)	11	0 (0%)
	Supervision (CERT)	1	1 (100%)
2020 - 2021	Business Analytics (CERT)	6	0 (0%)
	E-Marketing (CERT)	1	0 (0%)
	Human Resource Management (CERT)	9	0 (0%)
	Marketing and Sales (CERT)	19	0 (0%)
	Office Technology (CERT)	2	0 (0%)
	Project Management (CERT)	2	0 (0%)
	Small Business Development (CERT)	16	1 (6%)
	Supervision (CERT)	1	0 (0%)
2021 - 2022	Business Analytics (CERT)	11	0 (0%)
	E-Marketing (CERT)	1	0 (0%)
	Human Resource Management (CERT)	11	0 (0%)
	Marketing and Sales (CERT)	17	0 (0%)
	Office Technology (CERT)	0	0 (NA)
	Project Management (CERT)	5	3 (60%)
	Small Business Development (CERT)	9	0 (0%)

Cohort	Major	Enrollment	Award (150% Completion)
	Supervision (CERT)	0	0 (NA)

Table 6: Awards (150% Completion Time) - Associate's (Business 1100 and Accounting 2101)

Cohort	Business 1100	Accounting 2101	Business 1100 Associate's	Accounting 2101 Associate's
2015 - 2016	0	3	0 (NA)	0 (0%)
2016 - 2017	0	3	0 (NA)	0 (0%)
2017 - 2018	5	3	0 (0%)	0 (0%)
2018 - 2019	11	4	0 (0%)	0 (0%)
2019 - 2020	3	5	0 (0%)	0 (0%)

Table 7: Awards (150% Completion Time) - Certificate (Business 1100 and Accounting 2101)

Cohort	Business 1100	Accounting 2101	Business 1100 One-Term Certificate	Accounting 2101 One-Term Certificate	Business 1100 Two-Term Certificate	Accounting 2101 Two-Term Certificate
2017 - 2018	5	3	0 (0%)	0 (0%)	0 (0%)	0 (0%)
2018 - 2019	11	4	0 (0%)	0 (0%)	0 (0%)	0 (0%)
2019 - 2020	3	5	0 (0%)	0 (0%)	0 (0%)	0 (0%)
2020 - 2021	16	2	0 (0%)	0 (0%)	1 (6%)	0 (0%)
2021 - 2022	11	5	0 (0%)	0 (0%)	0 (0%)	0 (0%)

Figure 13: Awards (150% Completion Time) - Associate's

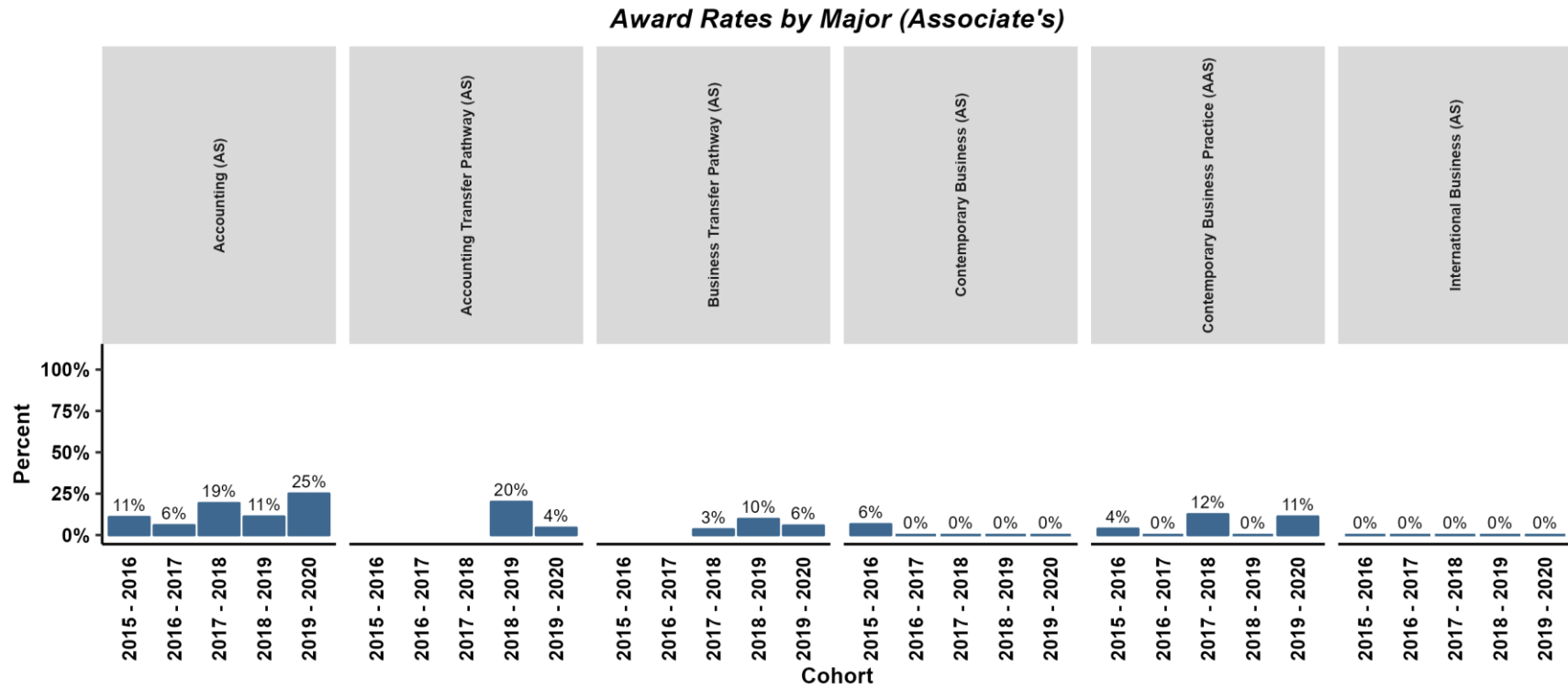




Figure 14: Awards (150% Completion Time) - One-Term Certificates

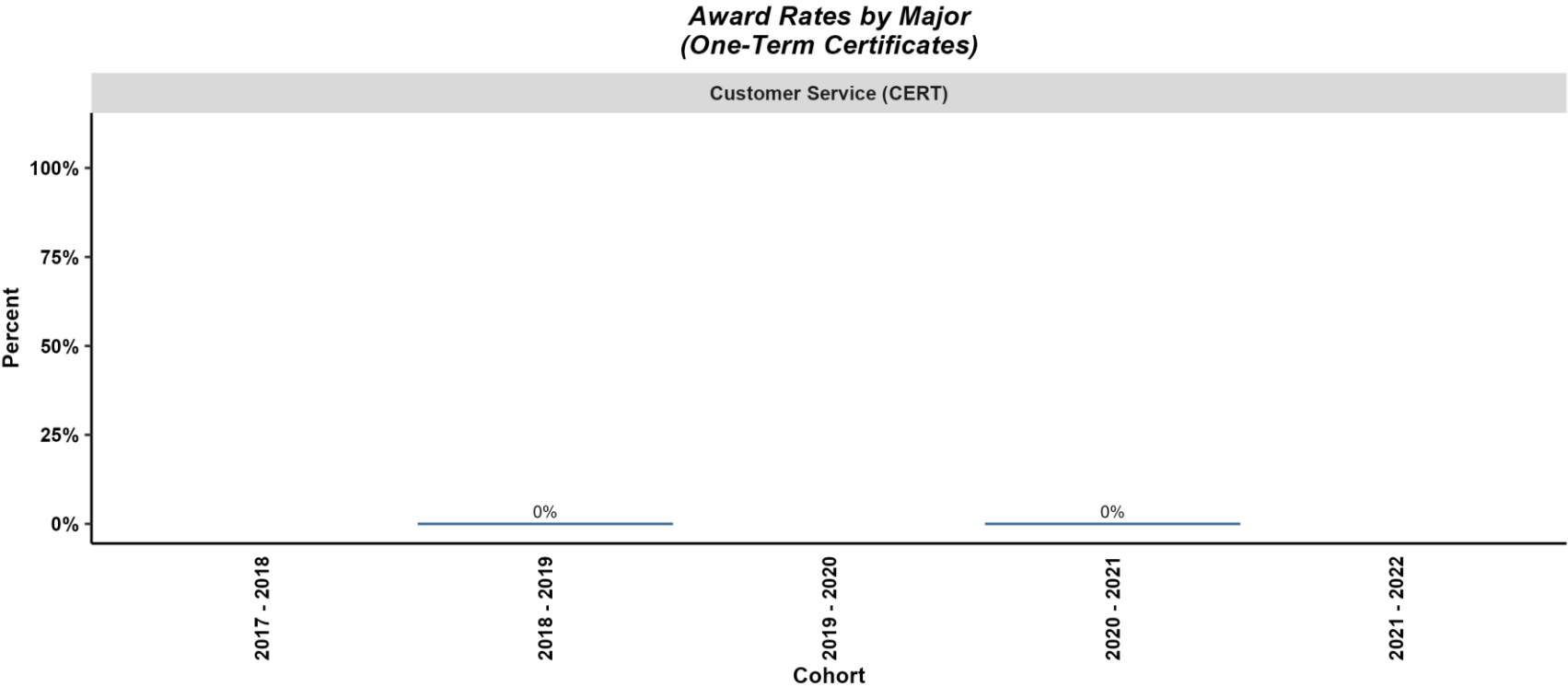


Figure 15: Awards (150% Completion Time) - Two-Term Certificates (Part 1)

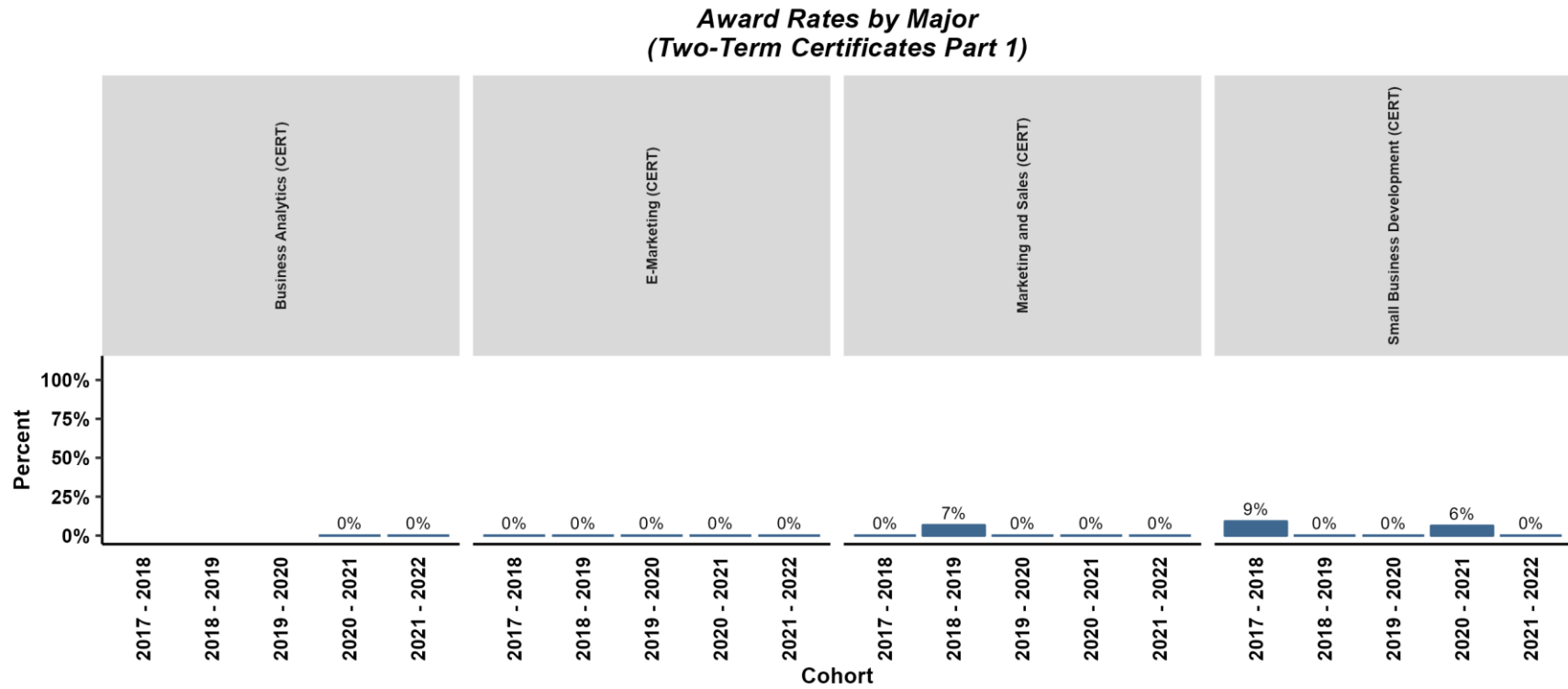


Figure 16: Awards (150% Completion Time) - Two-Term Certificates (Part 2)

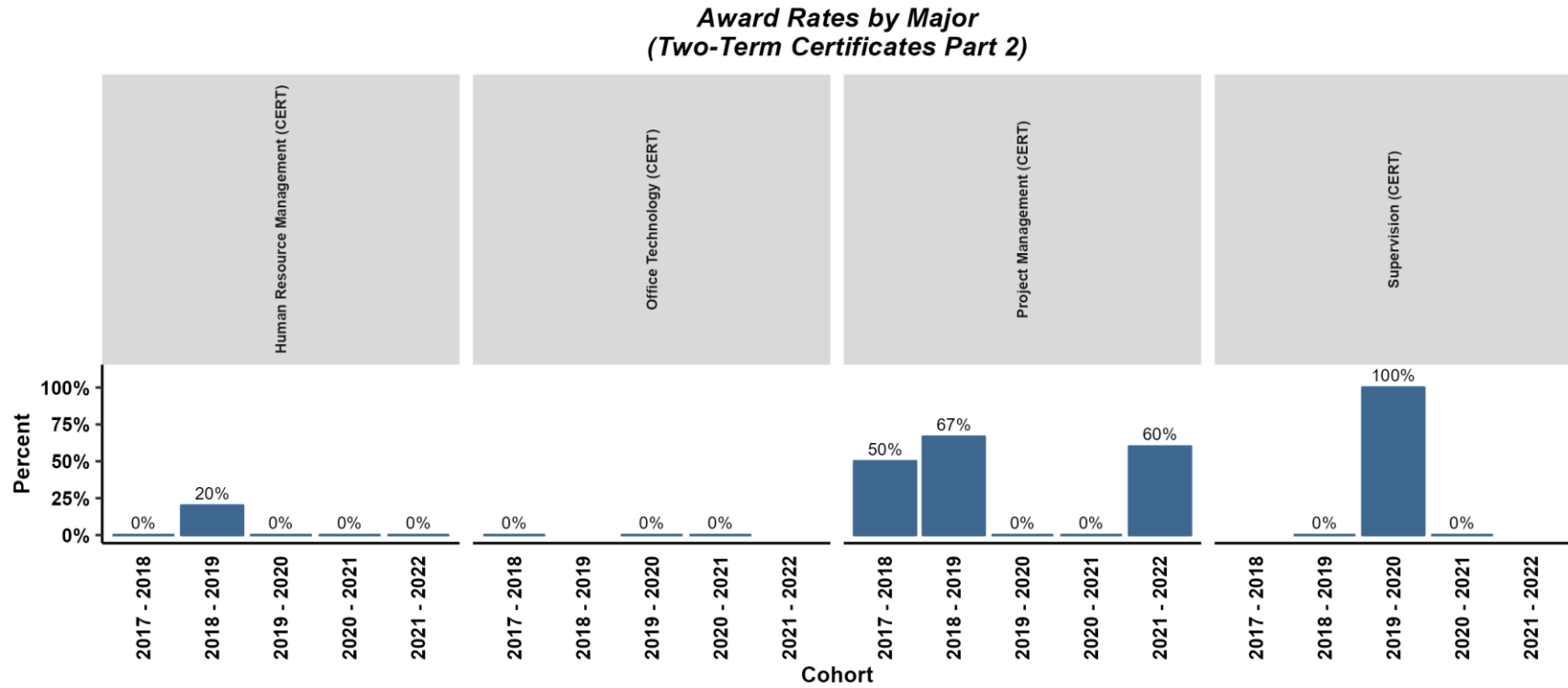


Figure 17: Awards (150% Completion Time) - Associate's (Business 1100/Accounting 2101)

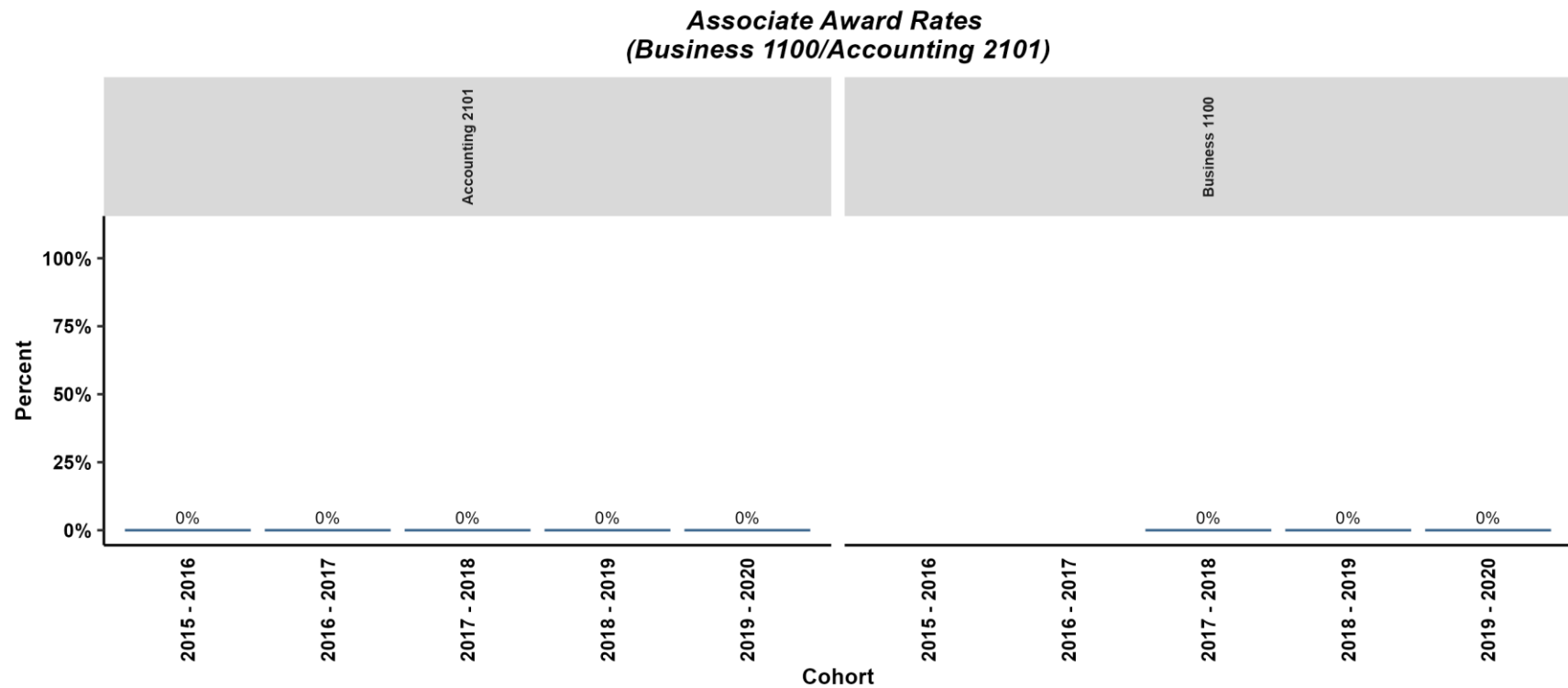


Figure 18: Awards (150% Completion Time) - One-Term Certificates (Business 1100/Accounting 2101)

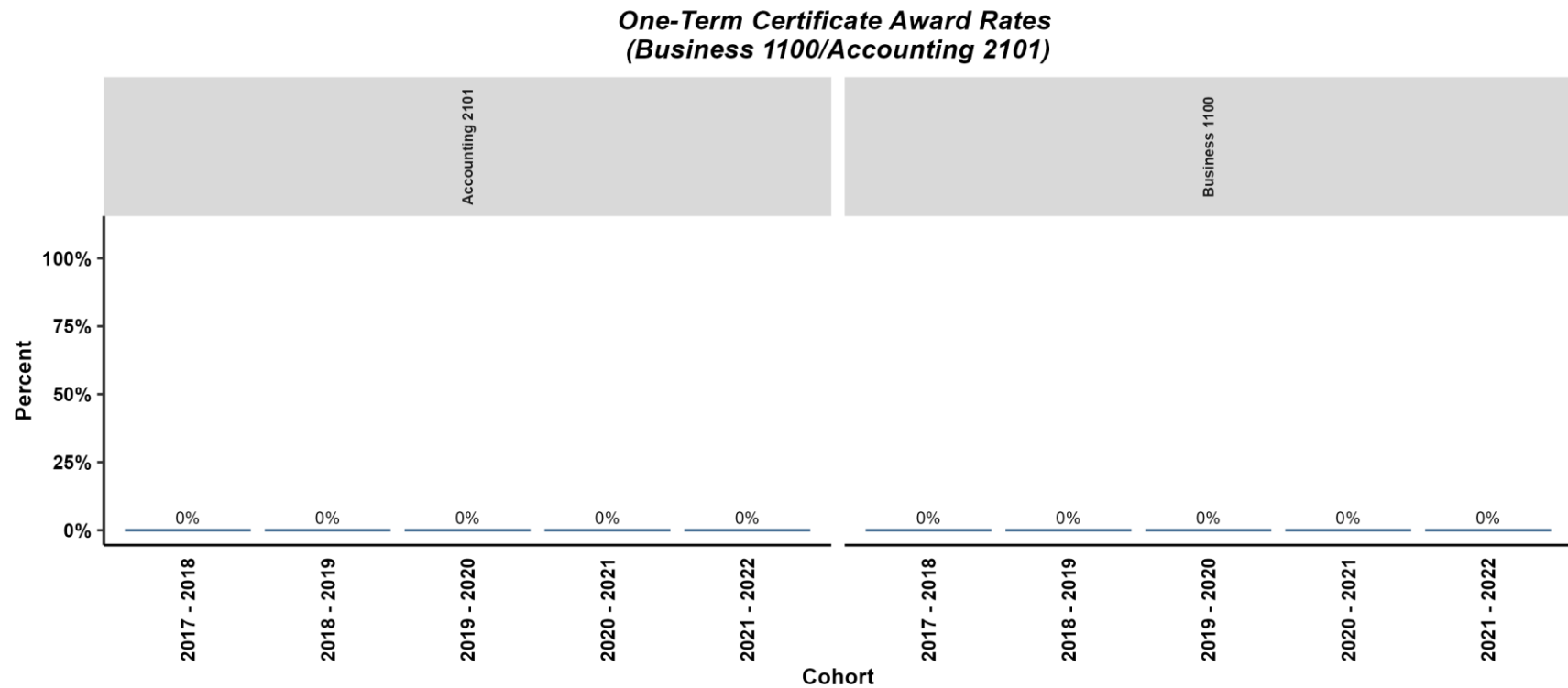
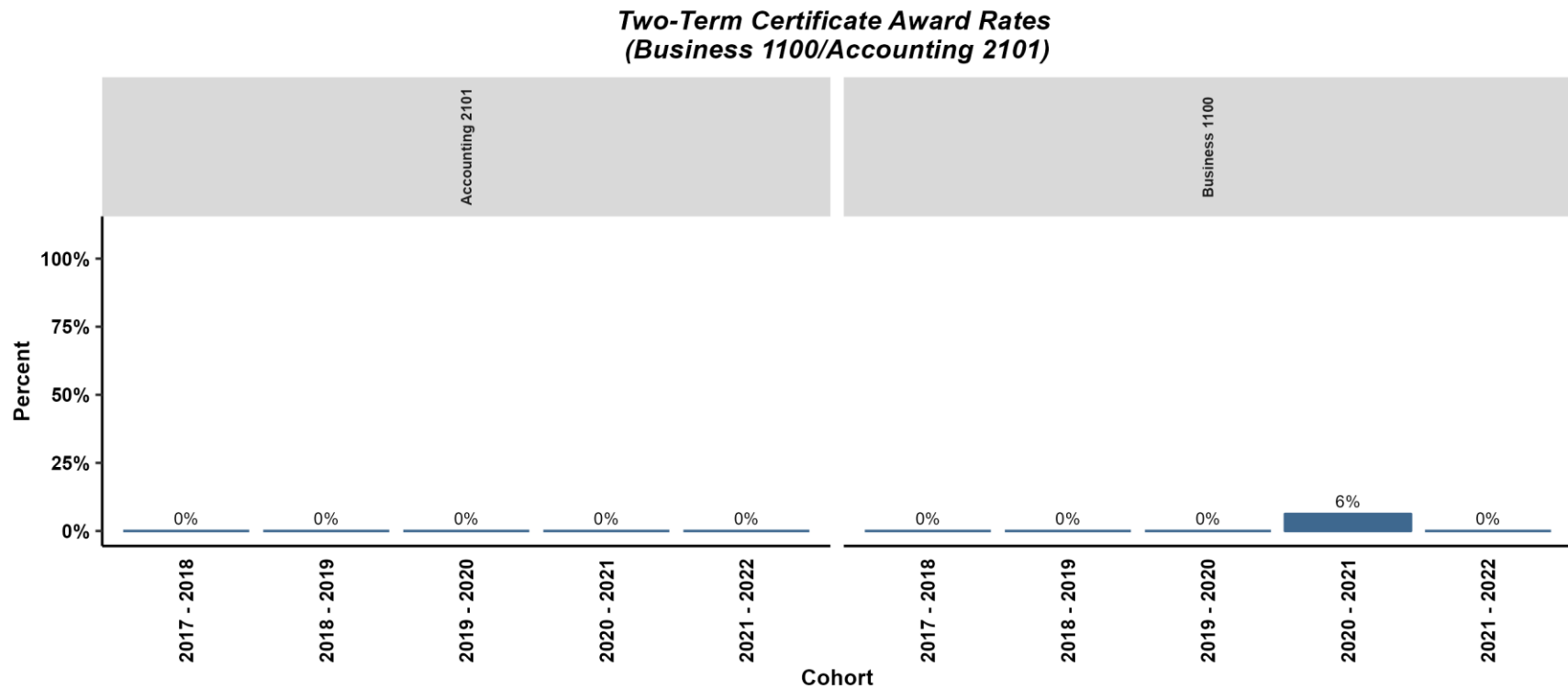


Figure 19: Awards (150% Completion Time) - Two-Term Certificates (Business 1100/Accounting 2101)



## Graduate Data

### Continuing Education and Employment Data

Table 8 show continuing education and employment rates by major after graduation. This data is shown visually in Figures 20 through 27.

Table 8: Continuing Education and Employment Rates

Graduation Year	Major	Graduates	Continuing Education	Employed
2017 - 2018	Accounting (AS)	3	2 (67%)	1 (33%)

Graduation Year	Major	Graduates	Continuing Education	Employed
	Accounting Transfer Pathway (AS)	3	2 (67%)	0 (0%)
	Business Analytics (CERT)	0	0 (NA)	0 (NA)
	Business Transfer Pathway (AS)	1	1 (100%)	0 (0%)
	Contemporary Business (AS)	23	8 (35%)	8 (35%)
	Contemporary Business Practice (AAS)	4	1 (25%)	2 (50%)
	Customer Service (CERT)	2	1 (50%)	0 (0%)
	eMarketing (CERT)	0	0 (NA)	0 (NA)
	Human Resource Management (CERT)	4	1 (25%)	2 (50%)
	International Business (AS)	0	0 (NA)	0 (NA)
	Marketing and Sales (CERT)	6	2 (33%)	1 (17%)
	Project Management (CERT)	7	6 (86%)	1 (14%)
	Small Business Development (CERT)	2	2 (100%)	0 (0%)
	Supervision (CERT)	0	0 (NA)	0 (NA)
2018 - 2019	Accounting (AS)	11	4 (36%)	4 (36%)
	Accounting Transfer Pathway (AS)	5	2 (40%)	1 (20%)
	Business Analytics (CERT)	0	0 (NA)	0 (NA)
	Business Transfer Pathway (AS)	4	3 (75%)	1 (25%)

Graduation Year	Major	Graduates	Continuing Education	Employed
	Contemporary Business (AS)	19	5 (26%)	9 (47%)
	Contemporary Business Practice (AAS)	4	1 (25%)	2 (50%)
	Customer Service (CERT)	0	0 (NA)	0 (NA)
	eMarketing (CERT)	0	0 (NA)	0 (NA)
	Human Resource Management (CERT)	2	2 (100%)	0 (0%)
	International Business (AS)	0	0 (NA)	0 (NA)
	Marketing and Sales (CERT)	2	1 (50%)	0 (0%)
	Project Management (CERT)	8	3 (38%)	4 (50%)
	Small Business Development (CERT)	2	1 (50%)	1 (50%)
	Supervision (CERT)	1	0 (0%)	0 (0%)
2019 - 2020	Accounting (AS)	5	4 (80%)	1 (20%)
	Accounting Transfer Pathway (AS)	4	4 (100%)	0 (0%)
	Business Analytics (CERT)	0	0 (NA)	0 (NA)
	Business Transfer Pathway (AS)	13	9 (69%)	1 (8%)
	Contemporary Business (AS)	9	3 (33%)	5 (56%)
	Contemporary Business Practice (AAS)	3	0 (0%)	3 (100%)
	Customer Service (CERT)	3	1 (33%)	2 (67%)



Graduation Year	Major	Graduates	Continuing Education	Employed
	eMarketing (CERT)	0	0 (NA)	0 (NA)
	Human Resource Management (CERT)	1	1 (100%)	0 (0%)
	International Business (AS)	0	0 (NA)	0 (NA)
	Marketing and Sales (CERT)	10	4 (40%)	6 (60%)
	Project Management (CERT)	11	7 (64%)	3 (27%)
	Small Business Development (CERT)	5	3 (60%)	1 (20%)
	Supervision (CERT)	1	0 (0%)	1 (100%)
2020 - 2021	Accounting (AS)	1	0 (0%)	1 (100%)
	Accounting Transfer Pathway (AS)	8	4 (50%)	3 (38%)
	Business Analytics (CERT)	5	3 (60%)	2 (40%)
	Business Transfer Pathway (AS)	17	12 (71%)	4 (24%)
	Contemporary Business (AS)	4	2 (50%)	2 (50%)
	Contemporary Business Practice (AAS)	12	3 (25%)	7 (58%)
	Customer Service (CERT)	1	0 (0%)	1 (100%)
	eMarketing (CERT)	0	0 (NA)	0 (NA)
	Human Resource Management (CERT)	2	1 (50%)	1 (50%)
	International Business (AS)	0	0 (NA)	0 (NA)

Graduation Year	Major	Graduates	Continuing Education	Employed
	Marketing and Sales (CERT)	11	7 (64%)	3 (27%)
	Project Management (CERT)	8	6 (75%)	2 (25%)
	Small Business Development (CERT)	2	1 (50%)	1 (50%)
	Supervision (CERT)	0	0 (NA)	0 (NA)
2021 - 2022	Accounting (AS)	0	0 (NA)	0 (NA)
	Accounting Transfer Pathway (AS)	9	2 (22%)	6 (67%)
	Business Analytics (CERT)	6	6 (100%)	0 (0%)
	Business Transfer Pathway (AS)	15	9 (60%)	6 (40%)
	Contemporary Business (AS)	2	0 (0%)	1 (50%)
	Contemporary Business Practice (AAS)	5	4 (80%)	1 (20%)
	Customer Service (CERT)	0	0 (NA)	0 (NA)
	eMarketing (CERT)	0	0 (NA)	0 (NA)
	Human Resource Management (CERT)	4	4 (100%)	0 (0%)
	International Business (AS)	0	0 (NA)	0 (NA)
	Marketing and Sales (CERT)	6	6 (100%)	0 (0%)
	Project Management (CERT)	12	9 (75%)	3 (25%)
	Small Business Development (CERT)	5	4 (80%)	1 (20%)

Graduation Year	Major	Graduates	Continuing Education	Employed
	Supervision (CERT)	3	1 (33%)	2 (67%)

Figure 20: Continuing Education - Associate's

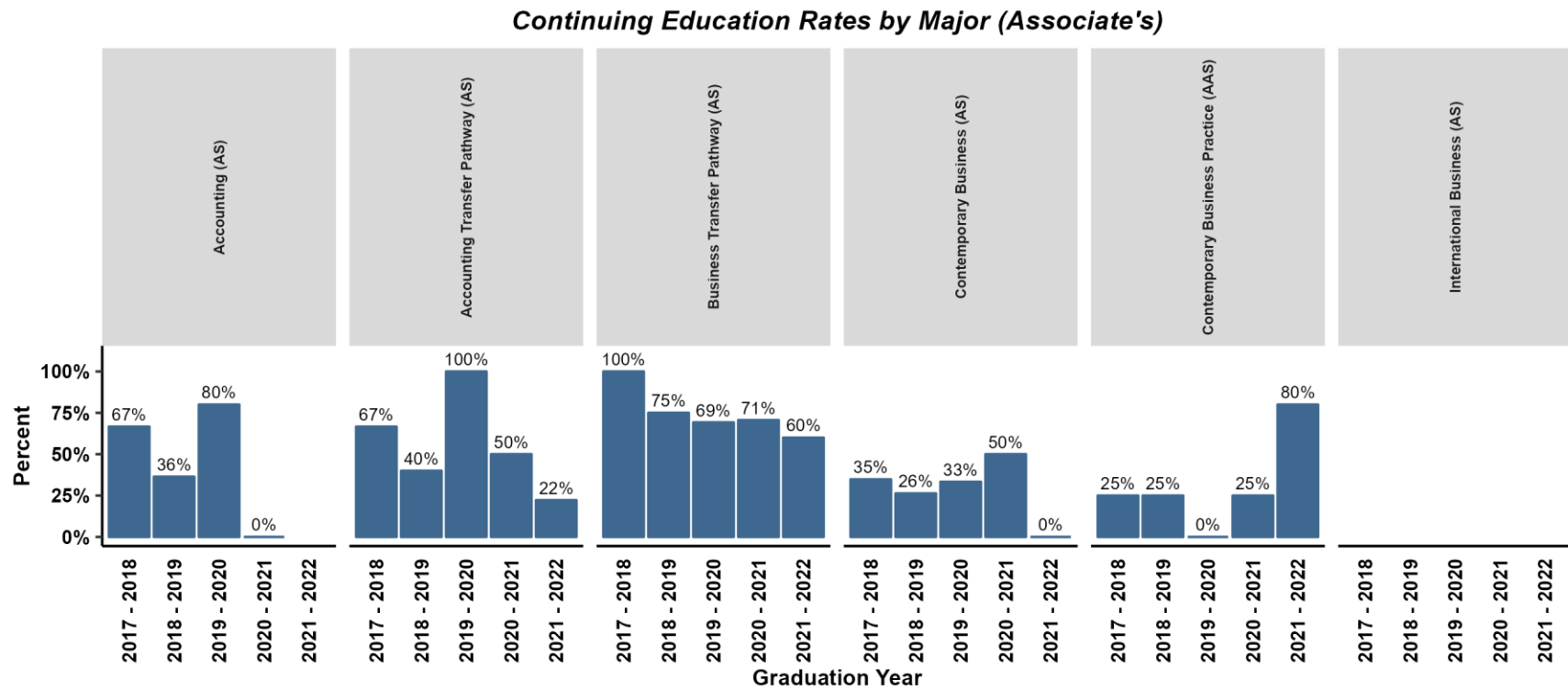


Figure 21: Continuing Education - One-Term Certificates

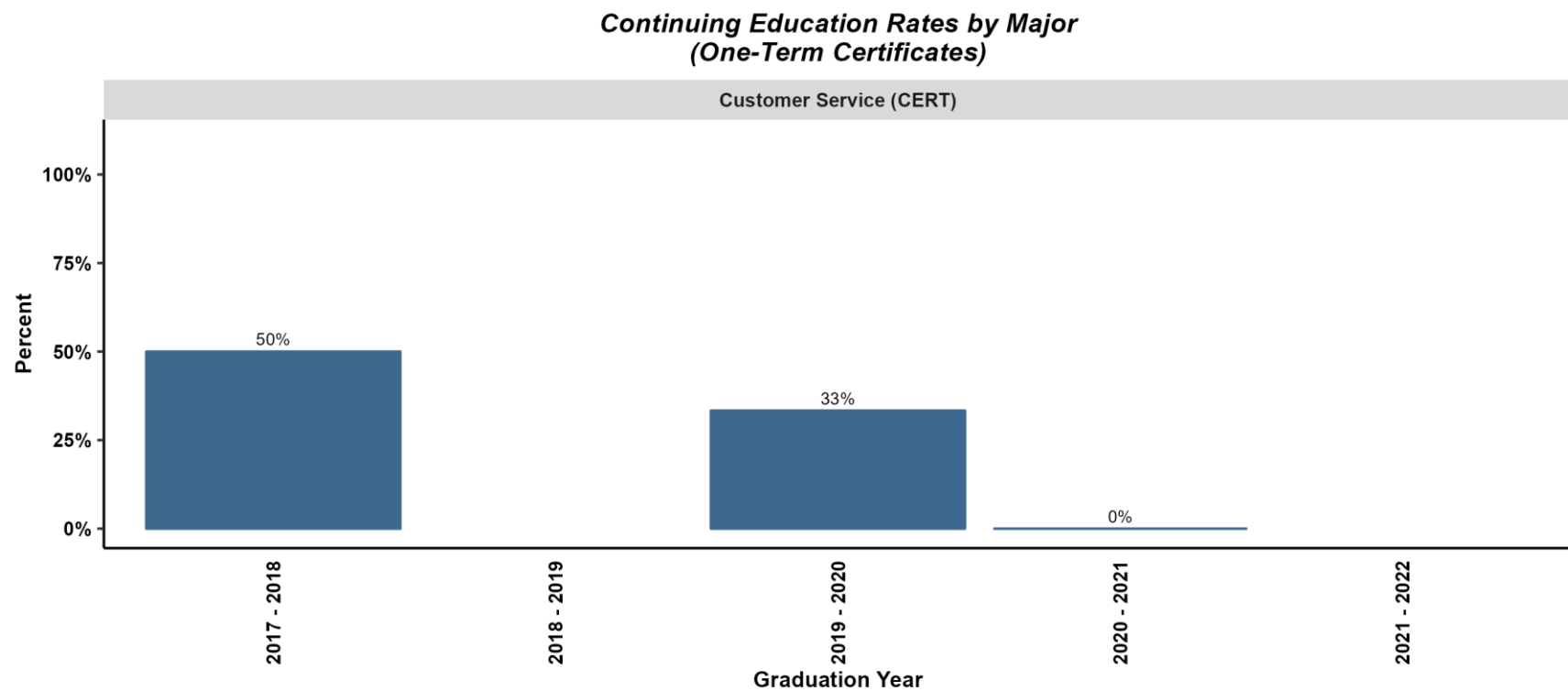


Figure 22: Continuing Education - Two-Term Certificates (Part 1)

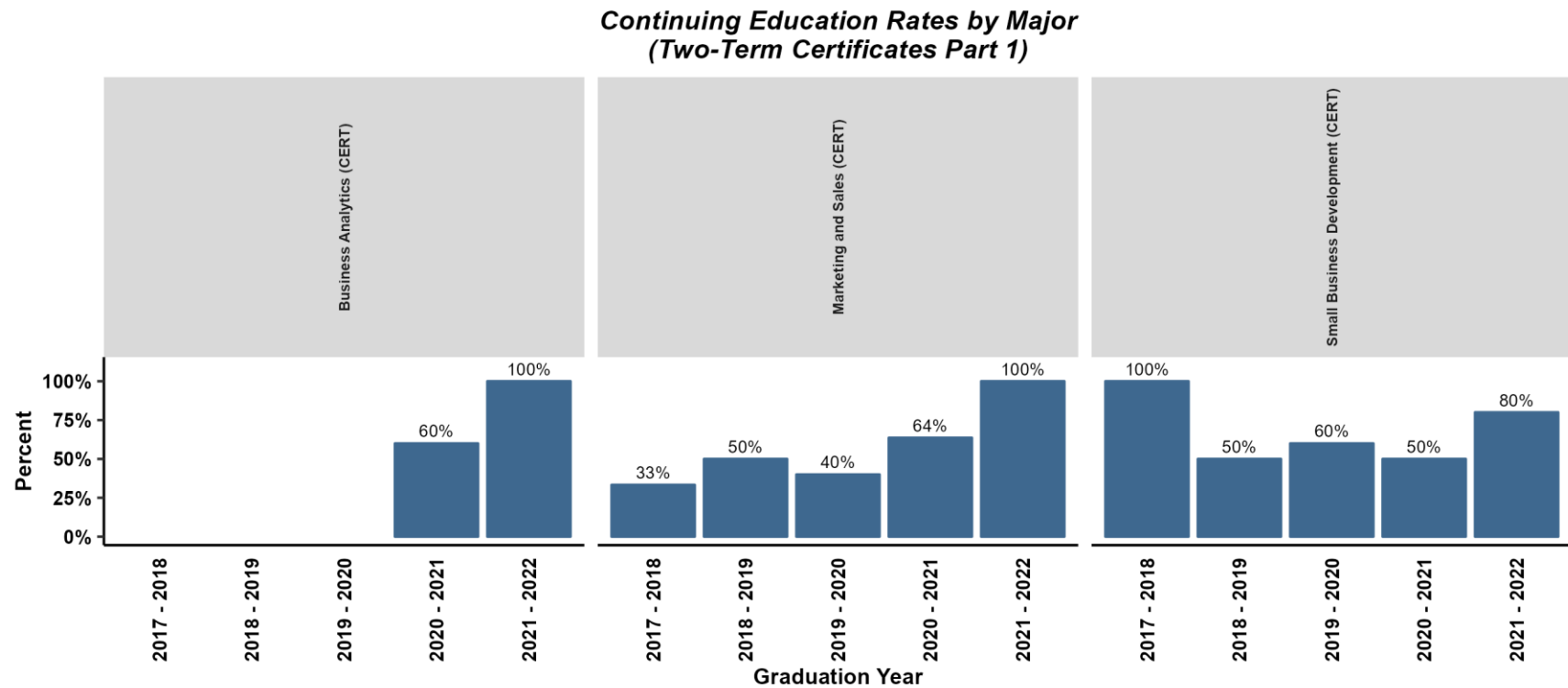


Figure 23: Continuing Education - Two-Term Certificates (Part 2)

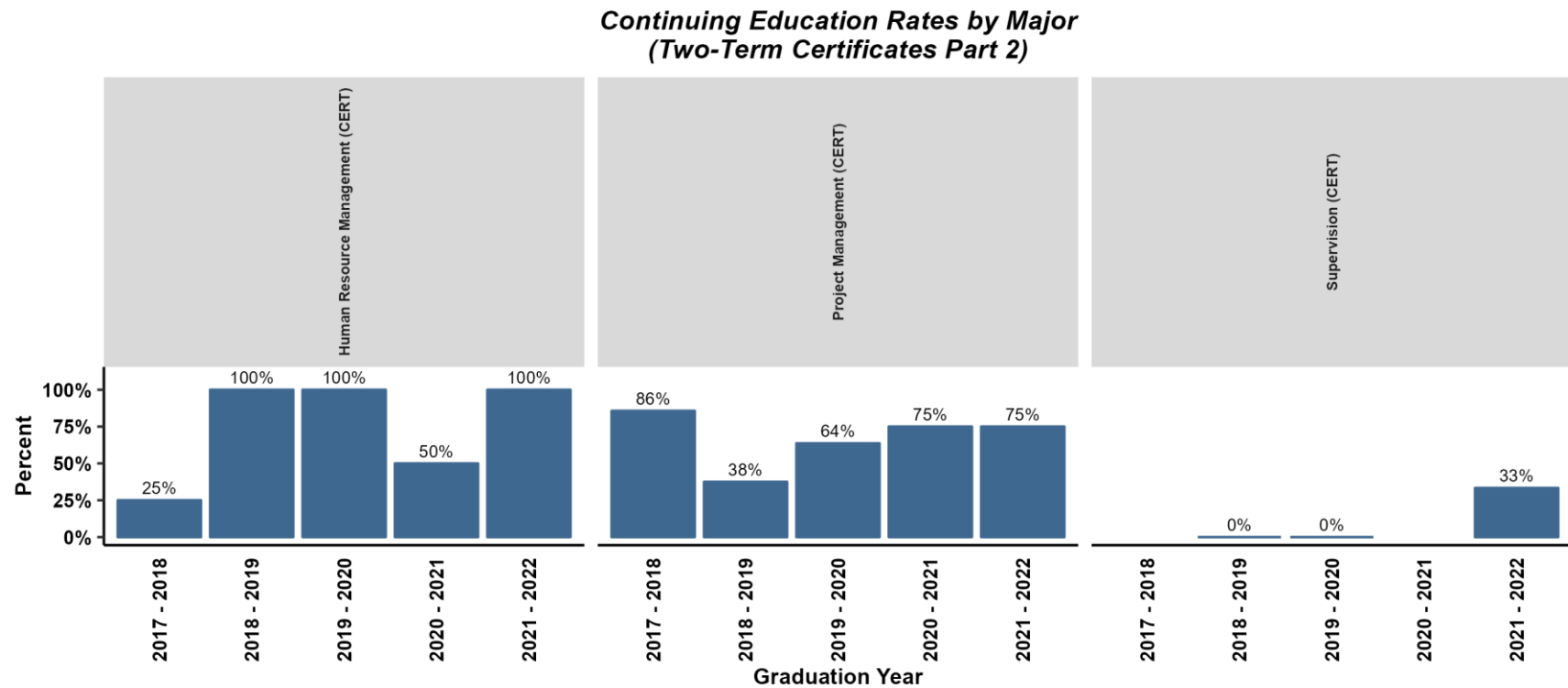


Figure 24: Employment - Associate's

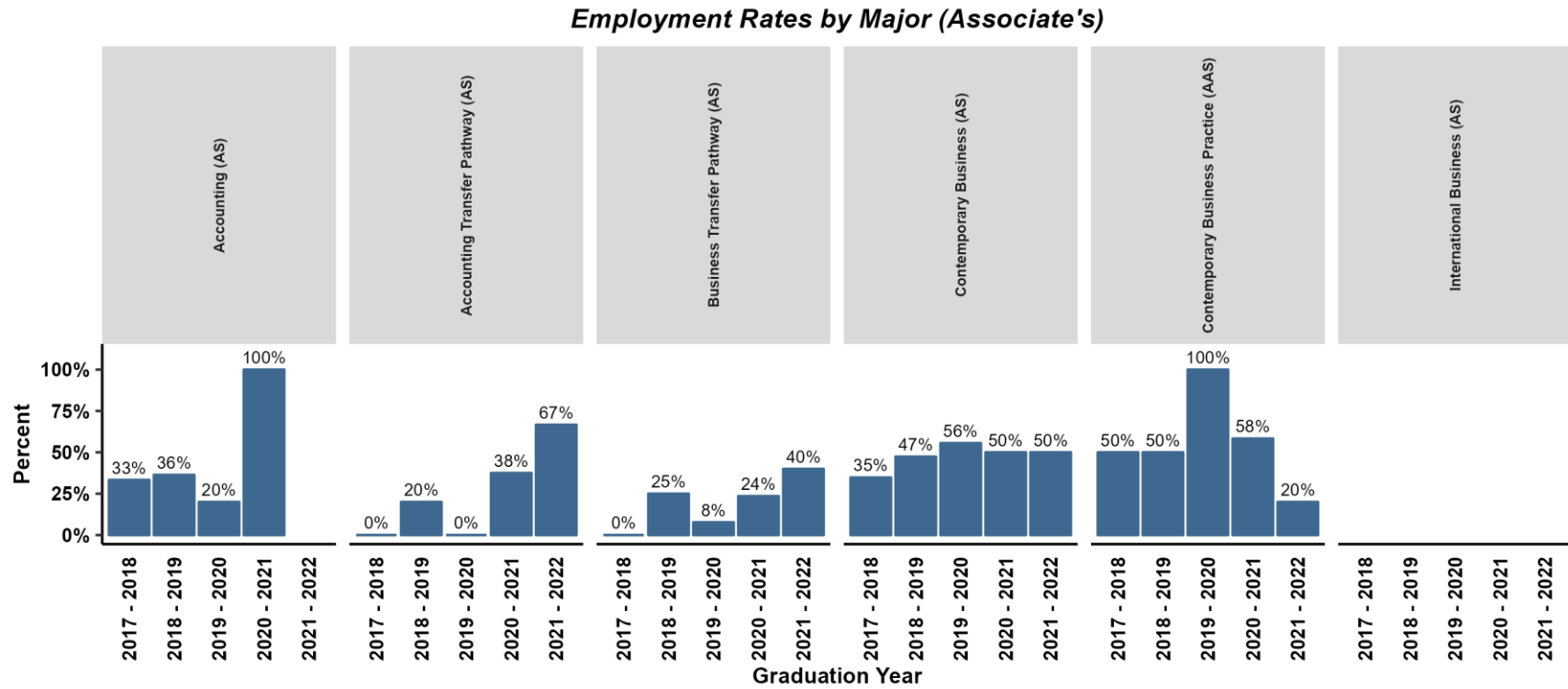


Figure 25: Employment - One-Term Certificates

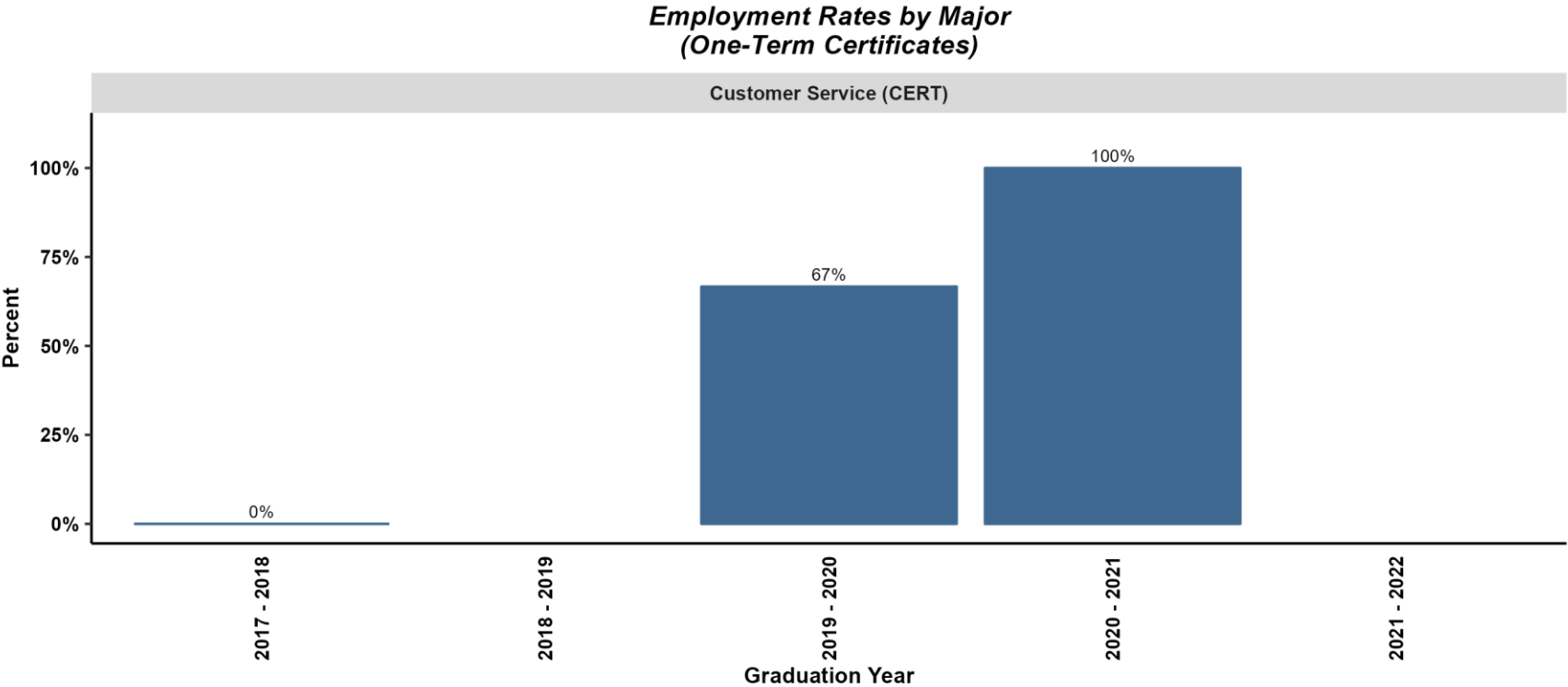




Figure 26: Employment - Two-Term Certificates (Part 1)

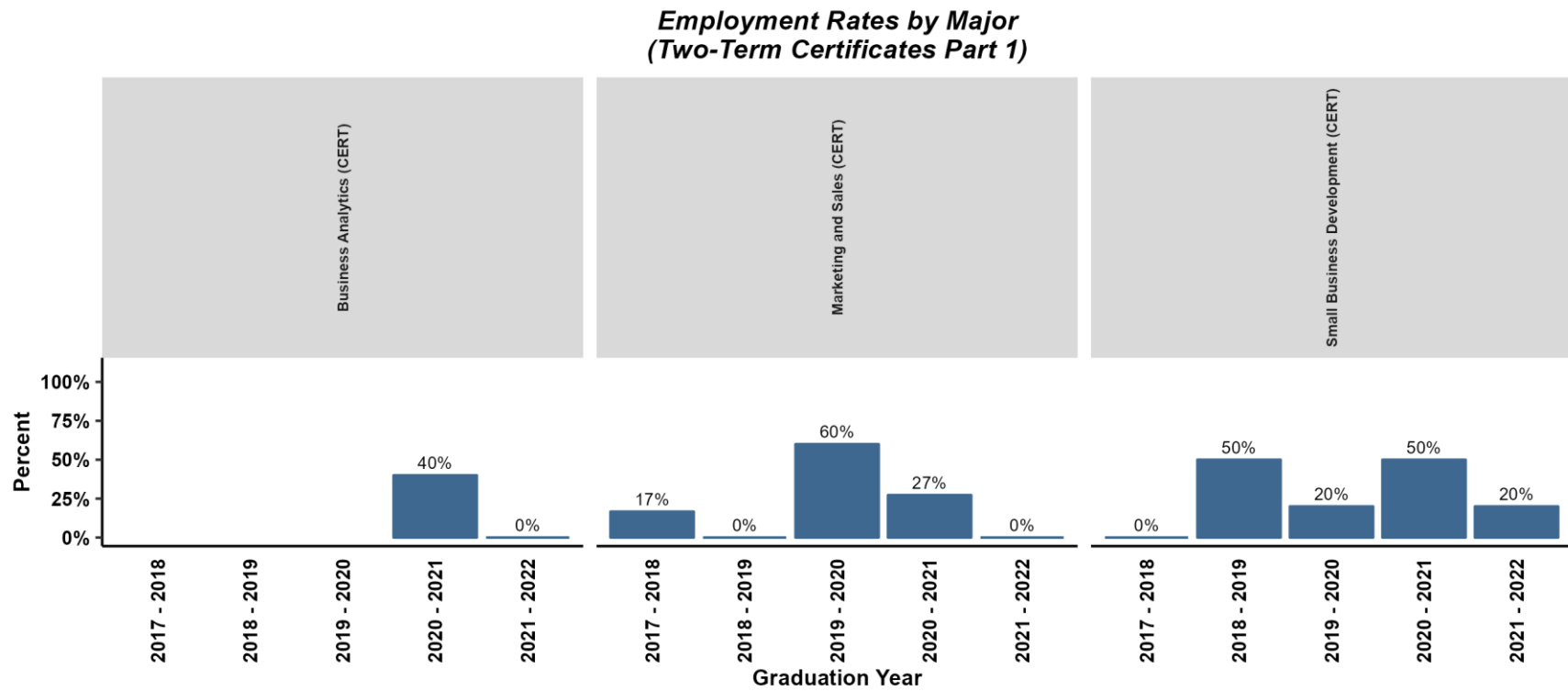


Figure 27: Employment - Two-Term Certificates (Part 2)

